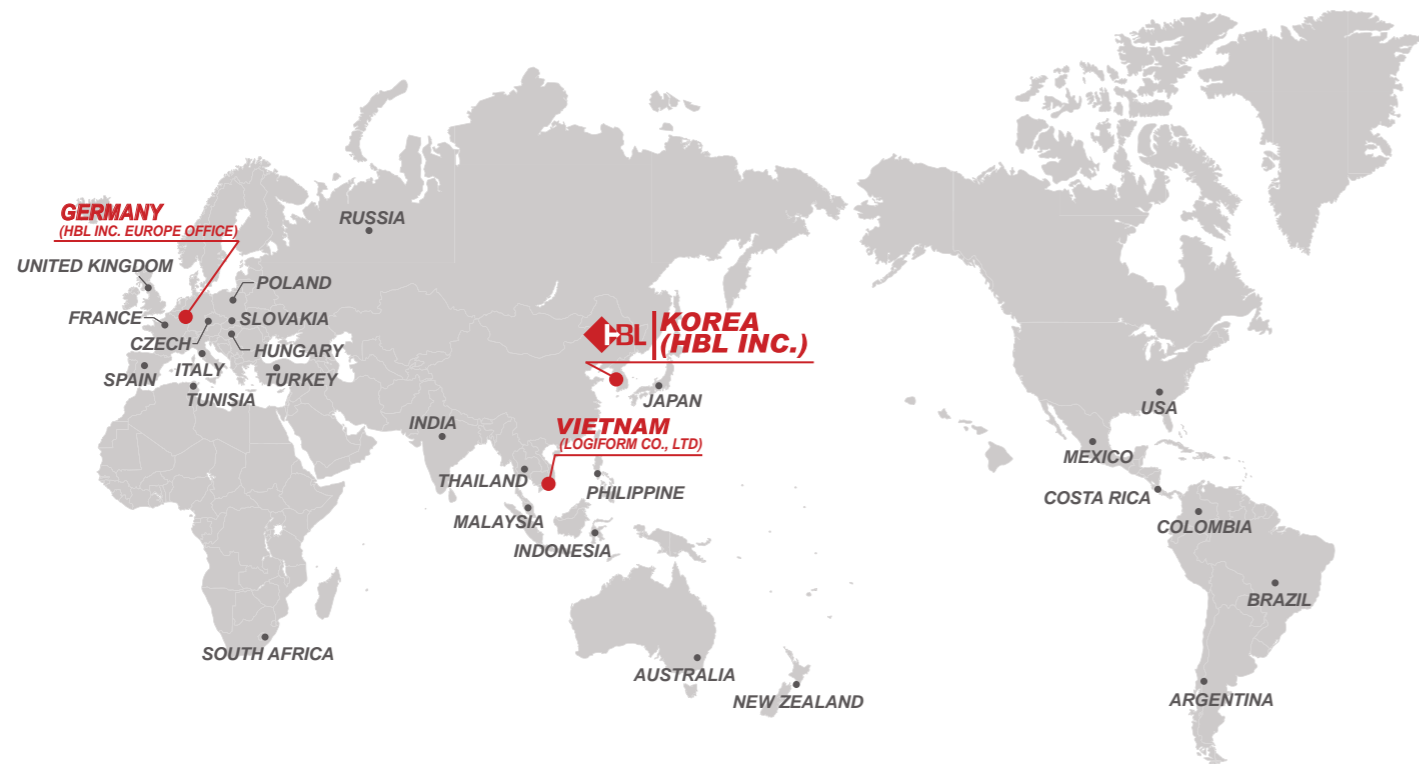


LOGIFORM®

www.hbjoint.com / www.leanlab.kr

GLOBAL NETWORK



LOGIFORM Pipes

Metal / Plastic joints

Roller tracks(Placons)

Accessories



Wide range of Lean-Manufacturing products & services provider

LOGIFORM®

2017-Ver.02



KOREA : HBL INC.

#706, CHOROK-RO, YANGGAM-MYEON,
HWASEONG-SI, GYEONGGI-DO,
REPUBLIC OF KOREA

TEL : 82-31-8059-2510 FAX: 82-31-8059-2512

E-MAIL : hbl@hbjoint.com (OVERSEAS)

hbjoint@hbjoint.com (한국)


hbjoint@naver.com (한국)

VIETNAM FACTORY LOGIFORM CO., LTD

LOT D-7K-CN, MY PHUOC IP3
BEN CAT, BINH DUONG, VIETNAM
TEL : +84-650-222-0421~2

HBL INC. EUROPE OFFICE

20TH FLOOR, KASTOR & POLLUX, PLATZ DER EINHEIT 1,
60327 FRANKFURT AM MAIN, GERMANY
TEL : +49-176-8137-4754
E-MAIL : hyse@hbjoint.com



HBL INC. 031-8059-2510 Printed in November 2017 Ver. 2017-02

본 인쇄물은 저작권법에 의한 2차 제작물로서 디자인의 복제 및 무단 편집 사용시 관련 법규에 의거 처벌 받을 수 있습니다.

제작권 소유처 정보
한보일렉트(주) Tel. 031-8059-2510
Copyright © 2017 HBL Inc. All rights reserved.

www.hbjoint.com
www.leanlab.kr



LOGIFORM



Easy implementation of your custom designed Lean Manufacturing concepts, allowing for the build of an ergonomic working environment with the lowest possible budget.

COMPANY HISTORY

DECEMBER, 2012	Winning an "Export Tower Prize" for breaking the export records of 10 million US Dollars. (KITA)
NOVEMBER, 2011	The launch of a corporation named 'LOGIFORM Co. Ltd.' in Vietnam
MAY, 2011	Acquisition of [ISO 9001:2008] and [ISO 14001:2004].
SEPTEMBER, 2010	Expansion of production line.
JANUARY, 2009	Migration of main office and production line to the present domicile.
DECEMBER, 2007	Named as one of "Innovative Business Corporates" by Gyeonggi Municipal Government.
DECEMBER, 2006	Acquisition of "INNO-BIZ" certificate.
NOVEMBER, 2006	Establishment of the R&D Center.
JULY, 2006	The official launch of HBL's signature brand "LOGIFORM".
JUNE, 2004	Acquisition of [ISO 9001:2000].
MAY, 2004	Change of the company name from "Han-Bo Erector Co. Ltd." to "HBL Inc."
MAY, 2004	The launch of a European sales & assembly division named "HBLOGIS s.r.o." in Slovakia.
SEPTEMBER, 1997	Establishment of "Han-Bo Erector Co. Ltd."



CONTENTS

■ PRODUCT RANGE

■ SPECIFICATION OF PRODUCTS

1) WHAT IS LOGIFORM	04
2) PIPES	06
3) METAL JOINTS	11
4) PLASTIC JOINTS	39
5) ROLLER TRACKS(PLACONS)	43
6) ACCESSORIES	58
7) ANGLES, BOARDS, SHEETS, (PROTECTION)HOSES	73
8) CASTERS	76
9) MAT CONVEYORS	87
■ TECHNICAL SPECIFICATIONS	
1) WORK FLOW	88
2) CALCULATION METHOD OF PIPE LENGTH	89
3) STRUCTURE BREAKDOWN	90
■ APPLICATIONS	
1) AUTOMOTIVE INDUSTRY	95
2) ELECTRONIC INDUSTRY	97
3) OTHERS	99



What is LOGIFORM

Turning your thoughts into reality couldn't be easier.
LOGIFORM adds momentum to your cost-effective material handling plan.

Easy accessibility : In a few steps you can start to build a customised structure

Clean and vivid appearance : Logiform pipe enables its exterior surface to retain its appearance.

Modification friendly : Quick implementation of changes is achievable with the minimum of effort.

Reliability : Build an easy-to-handle mobile structure. It's light-weight and yet robust!

Low budget : You do not need a dedicated facility for the assembly work.

Simplicity : Turn off your welder. Now you just need to connect one piece of pipe to another.

Perpetual stream of Kazen events : Implement your Kaizen ideas in real time with purpose built structures.

로지폼은 아이디어에서 제작까지의 창조 활동을 실현합니다. 표면을 프라스틱으로 피복한 로지폼 파이프로 풍부한 종류의 조인트에 의하여 다양한 구조체를 손쉽게 제작할 수 있는 특성과 시스템을 갖춘 제품입니다.

- I. 조립이 간단하여 특별한 기술이 없어도 제작이 가능합니다.
- II. 표면이 수지로 코팅 처리되어 청결함이 오래 유지됩니다.
- III. 제작에 실패하여도 수정이 간단합니다.
- IV. 경량 자재이므로 제작 및 제작물의 운반이 용이 합니다.
- V. 제작을 위한 설비가 필요 없습니다.
- VI. 용접할 필요가 없어 안전하며, 현장 맞춤이 간단합니다.
- VII. 지속적인 개선 활동을 추진할 수 있습니다.



APPLICATION



PIPES



1. **STANDARD PIPE**

2. **ESD PIPE**

3. **STAINLESS PIPE**

LOGIFORM PIPE

PIPES

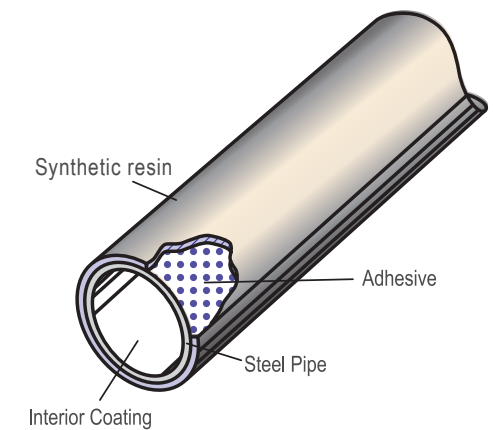
LOGIFORM PIPE is steel pipe with a synthetic plastic resin coated outer surface.

LOGIFORM PIPE 는 표면에 합성플라스틱을 입힌 스틸파이프 입니다.



- 내열성이 우수하다. (100℃ 까지 사용 가능-제한적)
- HINGE특성 (복원력이 우수)
- 화학적 안정성을 갖는다.
- 무독성이다.

- Heat resistance up to approx. 100 degree Celsius
- High oli resistance
- High chemical resistance
- Minium toxin of plastic resin



방청 색상은 예고 없이 변경 될 수 있음
The color of interior coating subjected to change

■ Packing Unit

1 Bar (1본) = 4M
1 Bundle (1묶음) = 10 Bars

LP - 1100IV
LOGIFORM PRODUCT CODE (파이프분류) THICKNESS (파이프두께) COLORS (파이프색상)

LOGIFORM PIPE STANDARD COLORS



■ STANDARD PRODUCTION LINE-UP

DESCRIPTION	COLOR			THICKNESS					
				0.7T	0.9T	1.0T	1.1T	1.4T	2.0T
LOGIFORM PIPE	IVORY	(IV)				●		●	●
	WHITE	(WH)				●		●	●
	GRAY	(GR)				●		●	●
	BLUE	(BL)				●		●	●
	BLACK	(BK)				●		●	
CONDUCTIVE PIPE	BLACK	(BK)				●		●	
SLIDE PIPE	IVORY	(IV)				●		●	●
STAINLESS PIPE	201			●				●	
	430			●	●	●	●		
	439			●	●		●		

■ OPTIONS

DESCRIPTION	COLOR			THICKNESS					
				0.7T	1.0T	1.1T	1.4T	1.5T	2.0T
LOGIFORM PIPE	DEEP GRAY	(EG)			●		●		●
	DARK GRAY	(DG)			●		●		●
	SKY BLUE	(SB)			●		●		●
	DARK BLUE	(DB)			●		●		●
	GREEN	(GN)			●		●		●
	RED	(RD)			●		●		●
	BLACK	(BK)			●		●		●
CONDUCTIVE PIPE	BLACK	(BK)			●		●		●
SLIDE PIPE	GRAY	(GR)			●				
ALUMINIUM PIPE	SILVER							●	
ANTISTATIC PIPE	IVORY	(IV)			●				
	GRAY	(GR)			●				
PEARL PIPE	GOLD	(GD)			●				
	SILVER	(SV)			●				

LOGIFORM PIPE

LOGIFORM Q-PIPE

COLOR OPTION: WH BK IV GR BL

PRODUCT CODE	THICKNESS (Steel)	WEIGHT
LP-1100	1t	676g/m
LP-1200	2t	1,265g/m

EX)LP-1100IV

CONDUCTIVE PIPE
도전성

Surface Resistance ~ 10⁶Ω

PRODUCT CODE	THICKNESS (Steel)	WEIGHT
CP-1100BK	1t	676g/m
CP-1200BK	2t	1,265g/m

EX)CP-1100BK

ANTISTATIC COLORED PIPE
대전방지

Surface Resistance 10⁸Ω ~ 10¹⁰Ω

COLOR OPTION: IV GR

PRODUCT CODE	THICKNESS (Steel)	WEIGHT
AP-1100IV	1t	676g/m
AP-1100GR	1t	676g/m

EX)AP-1100GR

SLIDE PIPE

COLOR OPTION: IV GR

PRODUCT CODE	THICKNESS (Steel)	WEIGHT
SL-1100	1t	767g/m

EX)SL-1100IV

STAINLESS PIPE

PRODUCT CODE	THICKNESS (Stainless)	WEIGHT
ST-1070	0.7t	448g/m
ST-1110	1.1t	708g/m

EX)ST-1070

ALUMINIUM PIPE

PRODUCT CODE	THICKNESS (Aluminium)	WEIGHT
AL-1150	1.5t	380g/m



Color/ Quantity/ Lead time/ Stock/ etc. must be discussed prior to purchase
For any other inquiry, please contact us at hbl@hbjoint.com

※ The specification may be subject to change without any prior notice.


PIPES

ESD PIPE ⚡



ANTISTATIC COLORED PIPE


Surface Resistance (표면저항) : $10^8 \Omega \sim 10^{10} \Omega$
Colors : Gray / Ivory



CONDUCTIVE PIPE

Surface Resistance (표면저항) : $\sim 10^6 \Omega$
Color : Black

STAINLESS PIPE ⚡



- Easy to clean
- Conductive
- High resistant to oil and chemicals
- 고광택이며 먼지가 잘 타지 않음
- 파이프에 정전기가 발생하지 않음
- 내약품성 내식성임

COMPARISON TABLE OF ABS RESIN AND LOGIFORM Q-PIPE

MEDICINE (약 품 명)	RESULT (결과)		MEDICINE (약 품 명)	RESULT (결과)	
	Q-PIPE	ABS		Q-PIPE	ABS
WD-20(방청유)	△	△	Malic acid(10%)(사과산)	○	○
Sodium chloride(염)	○	X	Menthol(소독약)	○	△
Break oil	○	X	Mercury(수은)	○	○
UV(자외선)	△	△	Mercury chloride(염화수은)	○	○
Cutting oil(절삭유)	○	X	Mesityl oxide(불포화케톤)	△	X
Table ware cleaser(식기용)	○	△	Methanol(유기알콜)	○	△
Washable cleaser(세탁용)	○	○	Methylene chloride(M.C)	△	X
Toilet cleaser(화장실용)	○	○	Thynner(신너)	○	X
M.E.K	△	X	Acetone(리무버)	○	X
Ethylene glycol(부동액)	○	○	Paint	○	X
Missoin oil(기어유)	○	X	Animal fat oil(동물성기름)	○	△
Toluene	○	X	Vegetable oil(식물성기름)	○	○

- ○ = 변화없음 - 내화학성 강함 (Negative - High chemical Resistance)
 - △ = 부분적으로 변화는 있으나 사용가능 - 제한적 내화학성 (Partially affected but usable - Limiting Chemical Resistance)
 - X = Coating층이 녹거나 Crack 발생 - 내화학성 없음 (ABS resin melted or crack occurred - No chemical resistance)
- ① 테스트 방법 : 침전반용 방식 (Methods : Spread, Submerge materials)
② 테스트 기간 : 30일 이상 (Duration : Over 30days)
③ and youser의 사용 온도에 따라 화학성은 상이함(통상온도 조건 테스트 시행 20~30℃) (Temperature : 20~30 degrees Celsius)

METAL JOINTS



METAL JOINTS

SURFACE TREATMENT (표면처리)

ITEM	COLOR	TREATMENT
BK	BLACK ■	ELECTRODEPOSITION COATED
SV	SILVER ■	TRIVALENT CHROMIUM PLATED
NI	NICKEL ■	NICKEL PLATED

CODE NUMBERING (제품코드 기입예)

Product Code Examples	Item	Color	Finish
MJ-2101NI	METAL JOINT H-1	NICKEL	(니켈도금)
MJ-2101SV	METAL JOINT H-1	SILVER	(3가이연도금)
MJ-2101BK	METAL JOINT H-1	BLACK	(전착)

METAL JOINTS

BLACK (BK) / SILVER (SV) / NICKEL-CONDUCTIVE (NI)

<p>H-1(MJ-2101BK)</p>  <p>■240ea/box ■73g/ea</p>	<p>H-1B(MJ-2201BK)</p>  <p>■240ea/box ■65g/ea</p>	<p>H-2(MJ-2102BK)</p>  <p>■150ea/box ■98g/ea</p>
<p>H-3(MJ-2103BK)</p>  <p>■70ea/box ■136g/ea</p>	<p>H-4(MJ-2104BK)</p>  <p>■180ea/box ■116g/ea</p>	<p>H-5(MJ-2105BK)</p>  <p>■300ea/box ■44g/ea</p>
<p>H-6(MJ-2106BK)</p>  <p>■300ea/box ■57g/ea</p>	<p>H-6B(MJ-2206BK)</p>  <p>■300ea/box ■39g/ea</p>	<p>H-7(MJ-2107BK)</p>  <p>■180ea/box ■52g/ea</p>
<p>H-7B(MJ-2207BK)</p>  <p>■180ea/box ■47g/ea</p>	<p>H-8(MJ-2108BK)</p>  <p>■300ea/box ■48g/ea</p>	<p>H-9(MJ-2109BK)</p>  <p>■100ea/box ■143g/ea</p>
<p>H-10(MJ-2110BK)</p>  <p>■180ea/box ■66g/ea</p>	<p>H-11(MJ-2111BK)</p>  <p>■200ea/box ■67g/ea</p>	<p>H-11B(MJ-2211BK)</p>  <p>■200ea/box ■67g/ea</p>

METAL JOINTS

BLACK (BK) / SILVER (SV) / NICKEL-CONDUCTIVE (NI)

<p>H-12(MJ-2112BK)</p>  <p>■200ea/box ■63g/ea</p>	<p>H-13(MJ-2113BK)</p>  <p>■140ea/box ■97g/ea</p>	<p>H-14(MJ-2114BK)</p>  <p>■150ea/box ■81g/ea</p>
<p>H-15A(MJ-2115BK)</p>  <p>■300ea/box ■43g/ea</p>	<p>H-15B(MJ-2215BK)</p>  <p>■300ea/box ■38g/ea</p>	<p>H-16(MJ-2116BK)</p>  <p>■300ea/box ■54g/ea</p>
<p>H-16B(MJ-2216BK)</p>  <p>■300ea/box ■54g/ea</p>	<p>H-17(MJ-2117BK)</p>  <p>■180ea/box ■71g/ea</p>	<p>H-18(MJ-2118BK)</p>  <p>■240ea/box ■69g/ea</p>
<p>H-19(MJ-2119BK)</p>  <p>■250ea/box ■64g/ea</p>	<p>H-20(MJ-2120BK)</p>  <p>■150ea/box ■97g/ea</p>	<p>H-21(MJ-2121BK)</p>  <p>■150ea/box ■104g/ea</p>
<p>H-45A(MJ-2145BK)</p>  <p>■140ea/box ■64g/ea</p>	<p>H-45B(MJ-2245BK)</p>  <p>■140ea/box ■64g/ea</p>	<p>H-108(MJ-21108BK)</p>  <p>■140ea/box ■106g/ea</p>

METAL JOINTS



H-162(MJ-21162BK)



■180ea/box ■108g/ea



METAL JOINTS

METAL JOINTS



H-1(MJ-2101SV)



■240ea/box ■73g/ea

H-1B(MJ-2201SV)



■240ea/box ■65g/ea

H-2(MJ-2102SV)



■150ea/box ■98g/ea

H-3(MJ-2103SV)



■70ea/box ■136g/ea

H-4(MJ-2104SV)



■180ea/box ■116g/ea

H-5(MJ-2105SV)



■300ea/box ■44g/ea

H-6(MJ-2106SV)



■300ea/box ■57g/ea

H-6B(MJ-2206SV)



■300ea/box ■39g/ea

H-7(MJ-2107SV)



■180ea/box ■52g/ea

H-7B(MJ-2207SV)



■180ea/box ■47g/ea

H-8(MJ-2108SV)



■300ea/box ■48g/ea

H-9(MJ-2109SV)



■100ea/box ■143g/ea

H-10(MJ-2110SV)



■180ea/box ■66g/ea

H-11(MJ-2111SV)



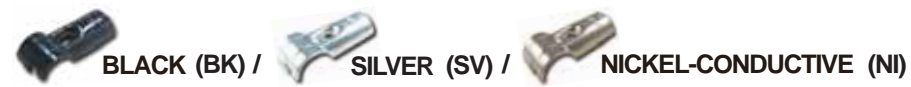
■200ea/box ■67g/ea















H-11B(MJ-2211SV)



■200ea/box ■67g/ea

METAL JOINTS



<p>H-12(MJ-2112SV)</p>  <p>■200ea/box ■63g/ea</p>	<p>H-13(MJ-2113SV)</p>  <p>■140ea/box ■97g/ea</p>	<p>H-14(MJ-2114SV)</p>  <p>■150ea/box ■81g/ea</p>
<p>H-15A(MJ-2115SV)</p>  <p>■300ea/box ■43g/ea</p>	<p>H-15B(MJ-2215SV)</p>  <p>■300ea/box ■38g/ea</p>	<p>H-16(MJ-2116SV)</p>  <p>■300ea/box ■54g/ea</p>
<p>H-16B(MJ-2216SV)</p>  <p>■300ea/box ■54g/ea</p>	<p>H-17(MJ-2117SV)</p>  <p>■180ea/box ■71g/ea</p>	<p>H-18(MJ-2118SV)</p>  <p>■240ea/box ■69g/ea</p>
<p>H-19(MJ-2119SV)</p>  <p>■250ea/box ■64g/ea</p>	<p>H-20(MJ-2120SV)</p>  <p>■150ea/box ■97g/ea</p>	<p>H-21(MJ-2121SV)</p>  <p>■150ea/box ■104g/ea</p>
<p>H-45A(MJ-2145SV)</p>  <p>■140ea/box ■64g/ea</p>	<p>H-45B(MJ-2245SV)</p>  <p>■140ea/box ■64g/ea</p>	<p>H-108(MJ-21108SV)</p>  <p>■140ea/box ■106g/ea</p>

METAL JOINTS



H-162(MJ-21162SV)





■180ea/box ■108g/ea



METAL JOINT SETS



<p>HJ-1</p>  <p>page 21</p>	<p>HJ-1B</p>  <p>page 21</p>	<p>HJ-2</p>  <p>page 22</p>
<p>HJ-3</p>  <p>page 23</p>	<p>HJ-4</p>  <p>page 24</p>	<p>HJ-5</p>  <p>page 24</p>
<p>HJ-6</p>  <p>page 25</p>	<p>HJ-6B</p>  <p>page 25</p>	<p>HJ-7</p>  <p>page 26</p>
<p>HJ-7B</p>  <p>page 27</p>	<p>HJ-8</p>  <p>page 28</p>	<p>HJ-9</p>  <p>page 28</p>

METAL JOINT SETS



<p>HJ-10</p>  <p>page 29</p>	<p>HJ-11</p>  <p>page 29</p>	<p>HJ-11B</p>  <p>page 30</p>
<p>HJ-12</p>  <p>page 31</p>	<p>HJ-13</p>  <p>page 32</p>	<p>HJ-14</p>  <p>page 32</p>
<p>HJ-15</p>  <p>page 33</p>	<p>HJ-16</p>  <p>page 34</p>	<p>HJ-16B</p>  <p>page 34</p>
<p>HJ-17</p>  <p>page 35</p>	<p>HJ-18</p>  <p>page 35</p>	<p>HJ-19</p>  <p>page 36</p>

METAL JOINT SETS



HJ-20



page 36

HJ-21



page 37

HJ-45



page 37

HJ-108



page 38

HJ-162



page 38



METAL JOINT SETS

METAL JOINT SETS

BLACK (BK) / SILVER (SV) / NICKEL-CONDUCTIVE (NI)

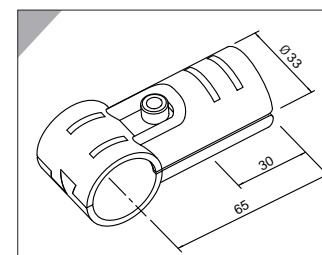
HJ-1



H-1 : 2ea

Bolt(WB-0625) : 1ea

Nut(NU-0600) : 1ea



H-1 (MJ-2101BK)



■240ea/box ■73g/ea

H-1 (MJ-2101SV)




■240ea/box ■73g/ea

H-1 (MJ-2101NI) ⚡



■240ea/box ■73g/ea

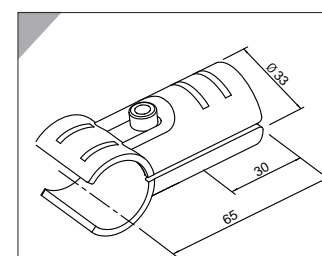
HJ-1B



H-1B : 2ea

Bolt(WB-0625) : 1ea

Nut(NU-0600) : 1ea



H-1B (MJ-2201BK)



■240ea/box ■65g/ea

H-1B (MJ-2201SV)



■240ea/box ■65g/ea



H-1B (MJ-2201NI) ⚡



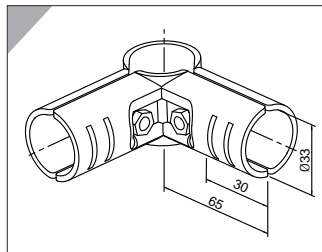
■240ea/box ■65g/ea

METAL JOINT SETS BLACK (BK) / SILVER (SV) / NICKEL-CONDUCTIVE (NI)

HJ-2





- H-2 : 1ea
- H-3 : 1ea
- Bolts(WB-0625) : 2ea
- Nuts(NU-0600) : 2ea



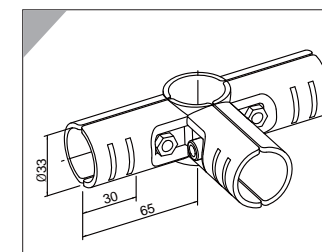
METAL JOINT SETS

BLACK (BK) / SILVER (SV) / NICKEL-CONDUCTIVE (NI)

HJ-3



- H-2 : 2ea
- H-4 : 1ea
- Bolts(WB-0625) : 3ea
- Nuts(NU-0600) : 3ea

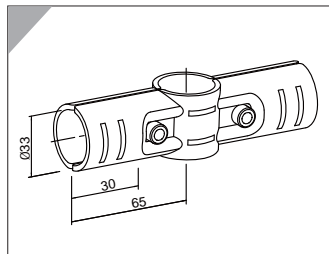


METAL JOINT SETS BLACK (BK) / SILVER (SV) / NICKEL-CONDUCTIVE (NI)

HJ-4



H-4 : 2ea
Bolts(WB-0625) : 2ea
Nuts(NU-0600) : 2ea



H-4 (MJ-2104BK)



■180ea/box ■116g/ea

H-4 (MJ-2104SV)




■180ea/box ■116g/ea

H-4 (MJ-2104NI) ⚡

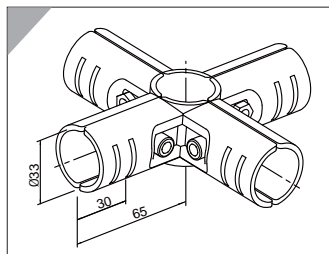


■180ea/box ■116g/ea

HJ-5



H-2 : 4ea
Bolts(WB-0625) : 4ea
Nuts(NU-0600) : 4ea



H-2 (MJ-2102BK)



■150ea/box ■98g/ea

H-2 (MJ-2102SV)



■150ea/box ■98g/ea

H-2 (MJ-2102NI) ⚡



■150ea/box ■98g/ea

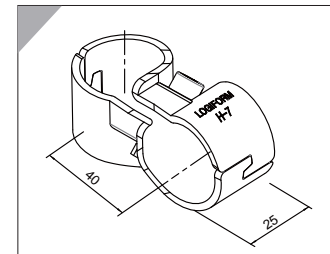
METAL JOINT SETS

METAL JOINT SETS BLACK (BK) / SILVER (SV) / NICKEL-CONDUCTIVE (NI)

HJ-6



H-7 : 2ea
Bolt(WB-0625) : 1ea
Nut(NU-0600) : 1ea



H-7 (MJ-2107BK)



■180ea/box ■52g/ea

H-7 (MJ-2107SV)



■180ea/box ■52g/ea

H-7 (MJ-2107NI) ⚡

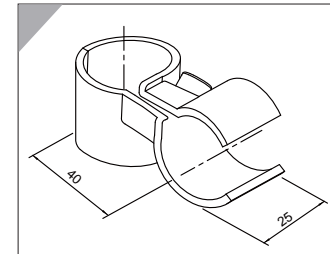


■180ea/box ■52g/ea

HJ-6B



H-7B : 2ea
Bolt(WB-0625) : 1ea
Nut(NU-0600) : 1ea



H-7B (MJ-2207BK)



■180ea/box ■47g/ea

H-7B (MJ-2207SV)



■180ea/box ■47g/ea



H-7B (MJ-2207NI) ⚡



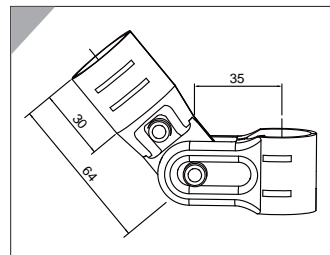
■180ea/box ■47g/ea

METAL JOINT SETS BLACK (BK) / SILVER (SV) / NICKEL-CONDUCTIVE (NI)

HJ-7




- H-5 : 2ea
- H-6 : 2ea
- Bolts(WB-0625) : 2ea
- Nuts(NU-0600) : 2ea




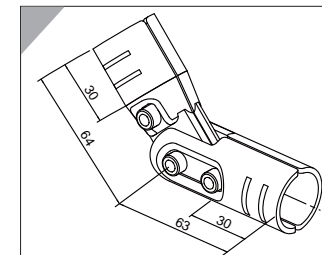
METAL JOINT SETS

METAL JOINT SETS BLACK (BK) / SILVER (SV) / NICKEL-CONDUCTIVE (NI)

HJ-7B



- H-6 : 2ea
- H-6B : 2ea
- Bolts(WB-0625) : 3ea
- Nuts(NU-0600) : 3ea



METAL JOINT SETS BLACK (BK) / SILVER (SV) / NICKEL-CONDUCTIVE (NI)

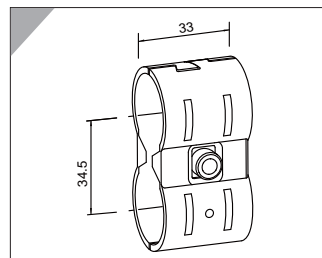
HJ-8



H-8 : 2ea

Bolt(WB-0625) : 1ea

Nut(NU-0600) : 1ea



H-8 (MJ-2108BK)



■300ea/box ■48g/ea

H-8 (MJ-2108SV)



■300ea/box ■48g/ea

H-8 (MJ-2108NI) ⚡



■300ea/box ■48g/ea

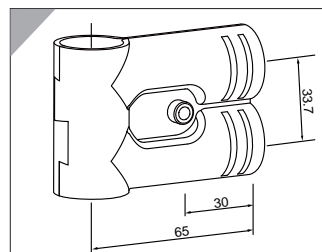
HJ-9



H-9 : 2ea

Bolt(WB-0625) : 1ea

Nut(NU-0600) : 1ea



H-9 (MJ-2109BK)



■100ea/box ■143g/ea

H-9 (MJ-2109SV)



■100ea/box ■143g/ea

H-9 (MJ-2109NI) ⚡



■100ea/box ■143g/ea

METAL JOINT SETS

METAL JOINT SETS BLACK (BK) / SILVER (SV) / NICKEL-CONDUCTIVE (NI)

HJ-10

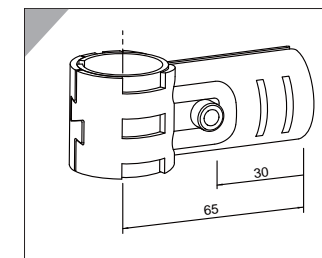


H-10 : 2ea

PJ-140A : 1ea

Bolt(WB-0625) : 1ea

Nut(NU-0600) : 1ea



H-10 (MJ-2110BK)



■180ea/box ■66g/ea

H-10 (MJ-2110SV)




■180ea/box ■66g/ea

H-10 (MJ-2110NI) ⚡



■180ea/box ■66g/ea

HJ-11

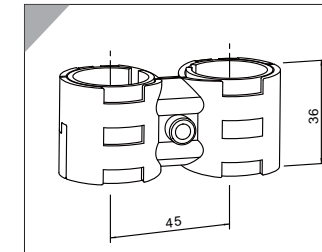


H-11 : 2ea

PJ-140A : 2ea

Bolt(WB-0625) : 1ea

Nut(NU-0600) : 1ea



H-11 (MJ-2111BK)



■200ea/box ■67g/ea

H-11 (MJ-2111SV)



■200ea/box ■67g/ea



H-11 (MJ-2111NI) ⚡




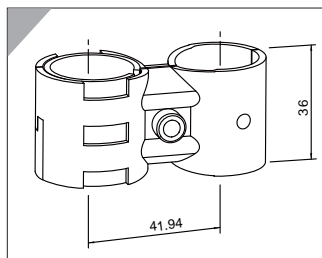
■200ea/box ■67g/ea

METAL JOINT SETS BLACK (BK) / SILVER (SV) / NICKEL-CONDUCTIVE (NI)

HJ-11B



- H-11B : 2ea
- PJ-140A : 1ea
- Bolt(WB-0625) : 1ea
- Nut(NU-0600) : 1ea





NICKEL UNAVAILABLE



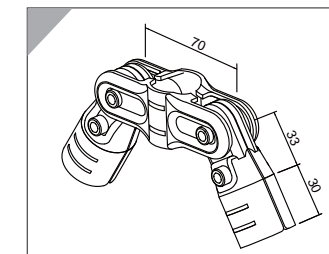
METAL JOINT SETS

METAL JOINT SETS BLACK (BK) / SILVER (SV) / NICKEL-CONDUCTIVE (NI)

HJ-12



- H-6 : 4ea
- H-12 : 2ea
- Bolts(WB-0625) : 4ea
- Nuts(NU-0600) : 4ea

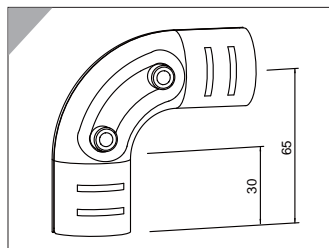


METAL JOINT SETS BLACK (BK) / SILVER (SV) / NICKEL-CONDUCTIVE (NI)

HJ-13



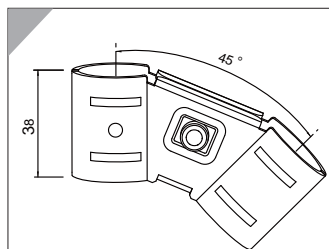
H-13 : 2ea
Bolts(WB-0625) : 2ea
Nuts(NU-0600) : 2ea



HJ-14



H-14 : 2ea
Bolt(WB-0625) : 1ea
Nut(NU-0600) : 1ea




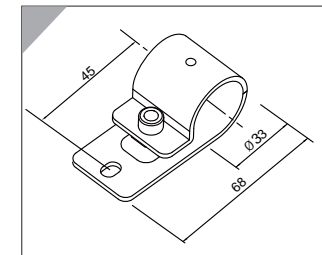
METAL JOINT SETS

METAL JOINT SETS BLACK (BK) / SILVER (SV) / NICKEL-CONDUCTIVE (NI)

HJ-15

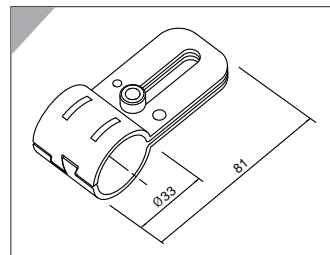



H-15A : 1ea
H-15B : 1ea
Bolt(WB-0610) : 1ea

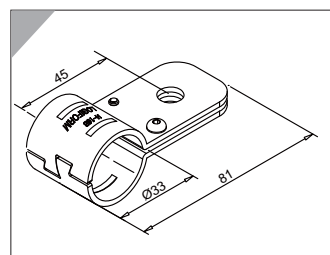



METAL JOINT SETS BLACK (BK) / SILVER (SV) / NICKEL-CONDUCTIVE (NI)

HJ-16



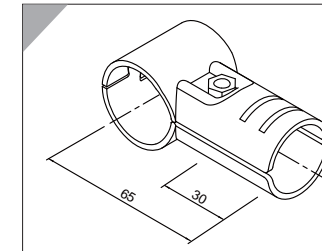

HJ-16B



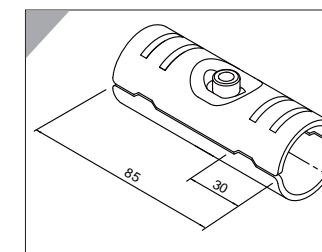
METAL JOINT SETS

METAL JOINT SETS BLACK (BK) / SILVER (SV) / NICKEL-CONDUCTIVE (NI)

HJ-17




HJ-18



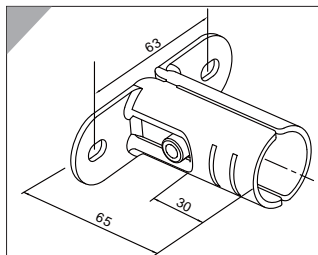
METAL JOINT SETS BLACK (BK) / SILVER (SV) / NICKEL-CONDUCTIVE (NI)

HJ-19




- H-19 : 2ea
- Bolt(WB-0625) : 1ea
- Nut(NU-0600) : 1ea

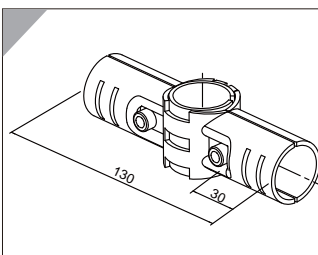
프로파일용 고정 BOLT, NUT는 별도 구매 제품입니다.



HJ-20



- H-20 : 2ea
- PJ-140A : 1ea
- Bolt(WB-0625) : 2ea
- Nut(NU-0600) : 2ea



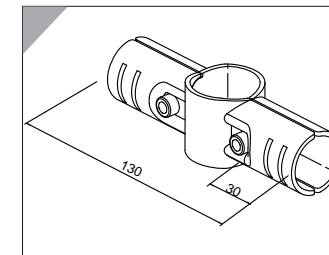
METAL JOINT SETS

METAL JOINT SETS BLACK (BK) / SILVER (SV) / NICKEL-CONDUCTIVE (NI)


HJ-21



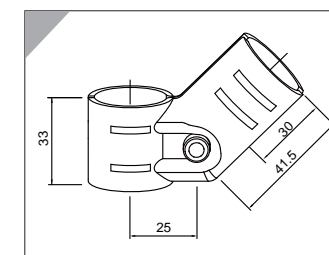
- H-21 : 2ea
- Bolt(WB-0625) : 2ea
- Nut(NU-0600) : 2ea



HJ-45



- H-45A : 1ea
- H-45B : 1ea
- Bolt(WB-0625) : 1ea
- Nut(NU-0600) : 1ea



METAL JOINT SETS BLACK (BK) / SILVER (SV) / NICKEL-CONDUCTIVE (NI)

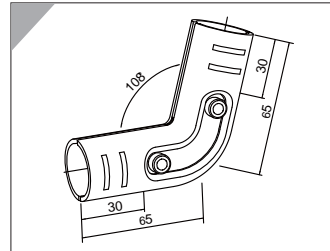
HJ-108



H-108 : 2ea

Bolts(WB-0625) : 2ea

Nuts(NU-0600) : 2ea



H-108 (MJ-21108BK)



■140ea/box ■106g/ea

H-108 (MJ-21108SV)



■140ea/box ■106g/ea

H-108 (MJ-21108NI) ⚡



■140ea/box ■106g/ea

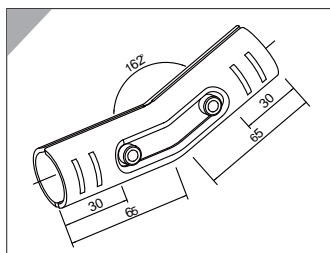
HJ-162



H-162 : 2ea

Bolts(WB-0625) : 2ea

Nuts(NU-0600) : 2ea



H-162 (MJ-21162BK)



■180ea/box ■108g/ea

H-162 (MJ-21162SV)




■180ea/box ■108g/ea

H-162 (MJ-21162NI) ⚡



■180ea/box ■108g/ea

PLASTIC JOINTS



 **PLASTIC JOINTS**


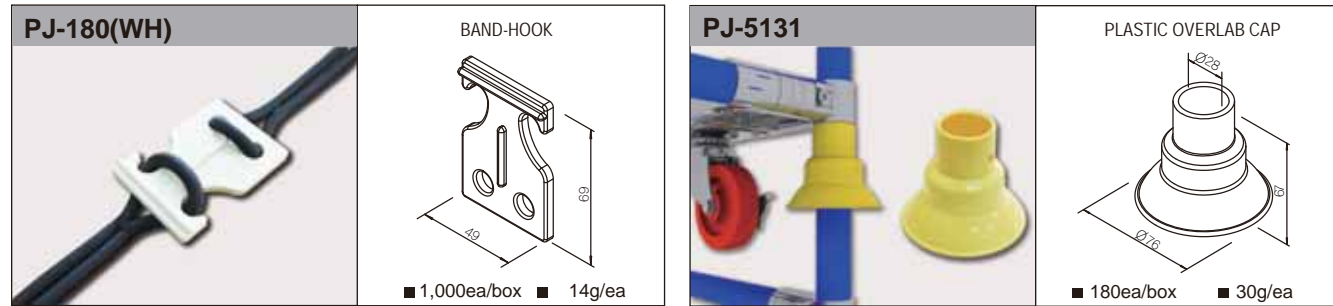
PLASTIC JOINTS

<p>PJ-104C (IV)</p>	<p>PLASTIC JOINT TOP FLAT TYPE</p> <p>■ 150ea/box ■ 48g/ea</p>	<p>PJ-104D (IV)</p>	<p>PLASTIC JOINT 3 WAY TYPE</p> <p>■ 150ea/box ■ 46g/ea</p>
<p>PJ-105 (IV)</p>	<p>PLASTIC JOINT L TYPE</p> <p>■ 220ea/box ■ 34g/ea</p>	<p>PJ-118 (IV)</p>	<p>PLASTIC JOINT 2 WAY TYPE</p> <p>■ 250ea/box ■ 30g/ea</p>
<p>PJ-159 (IV)</p>	<p>PLASTIC JOINT HOOK</p> <p>■ 250ea/box ■ 18g/ea</p>	<p>PJ-138C (IV,GR,BK)</p>	<p>TAPERED EDGE</p> <p>■ 2,000ea/box ■ 3.4g/ea</p>
<p>PJ-113 (IV)</p>	<p>PLASTIC JOINT PIPE CLAMP</p> <p>■ 600ea/box ■ 12g/ea</p>	<p>PJ-113B (IV)</p>	<p>PLATE SUPPORT BRACKET</p> <p>■ 600ea/box ■ 21g/ea</p>
<p>PJ-138S (IV,GR,BK)</p>	<p>HORIZONTAL HOLDER</p> <p>■ 2,000ea/box ■ 4.3g/ea</p>	<p>PJ-146 (IV)</p>	<p>PLASTIC HINGE</p> <p>■ 600ea/box ■ 10.7g/ea</p>

PLASTIC JOINTS

<p>PJ-110 (IV,GR,BK)</p>	<p>PIPE INNER CAP</p> <p>■ 2,500ea/box ■ 3.4g/ea</p>	<p>PJ-149 (IV,GR,BK)</p>	<p>PIPE OUTER CAP</p> <p>■ 1,500pcs/box ■ 7.4g/ea</p>
<p>PJ-141 (IV)</p>	<p>PLASTIC PIPE CLAMP</p> <p>■ 2,000ea/box ■ 6.5g/ea</p>	<p>PJ-138B (IV,BK)</p>	<p>NAME PLATE HANGER</p> <p>■ 1,500ea/box ■ 5.4g/ea</p>
<p>PJ-140A (WH)</p>	<p>PLASTIC SLEEVE for HJ-10/11/20</p> <p>■ 1,000ea/box ■ 6g/ea</p>	<p>PJ-140S (WH)</p>	<p>PLASTIC JOINT (SLEEVE for HJ-10/11/20)</p> <p>■ 400ea/box ■ 10.6g/ea</p>
<p>UG-0165</p>	<p>URETHANE HANDLE GUIDE</p> <p>■ 300ea/box ■ 43g/ea</p>	<p>PJ-199 (IV)</p>	<p>PLASTIC DIVIDER</p> <p>■ 1,000ea/box ■ 8g/ea</p>
<p>PJ-201 (IV)</p>	<p>PLASTIC DIVIDER</p> <p>■ 600ea/box ■ 16g/ea</p>	<p>PJ-202 (IV,BK)</p>	<p>PLASTIC DIVIDER</p> <p>■ 400ea/box ■ 18.1g/ea</p>

PLASTIC JOINTS



ROLLER TRACKS(PLACONS)



1. 35 SERIES
2. 40 SERIES
3. 60 SERIES
4. 73 SERIES
5. 100 SERIES

PLACON SPECIFICATIONS

PLACON STANDARD LENGTH / 4M										
SERIES	PRODUCT CODE	BODY	ROLLER SIZE	ROLLER PITCH	PIN	PIN LENGTH	CAPACITY	PRODUCT WEIGHT		
35 SERIES	PL - 3514WH	STEEL	∅28	33	∅3	32.5mm	kg/m	884g/m		
	PL - 3514GR		∅40	33	∅3	32.5mm	kg/m	814g/m		
	PL - 3514MR		∅27	16.5	∅3	32.5mm	kg/m	886g/m		
40 SERIES	PL - 4014WH	STEEL	∅30	35.72	∅4	36.5mm	220kg/m	1,125g/m		
	PL - 4014YL							1,248g/m		
	PL - 4014BK							1,248g/m		
	PL - 4014ED		∅46	53.58	1,180g/m					
	PL - 4044WH				1,102g/m					
	PL - 4014LN				∅30	35.72		35.6mm	1,180g/m	
	PL - 4034WH		∅30	35.72	36.5mm	1,416g/m				
	PL - 4024WH		ALUMINIUM	∅27.5	35.72	∅3		33.8mm	170kg/m	656g/m
	PL - 4024YL								656g/m	
PL - 4024ED	656g/m									
60 SERIES	PL - 6014WH	STEEL	∅30	37.0	∅3.8	58mm	300kg/m	1,250g/m		
	PL - 6014ED	1,298g/m								
	PL - 6014WS	STEEL-SMALL	∅16	18.5			300kg/m	1,293g/m		
	PL - 6014ES	1,353g/m								
73 SERIES	PL - 7314WH	STEEL	∅34	40.0	∅4.95	69mm	350kg/m	1,943g/m		
	PL - 7314ED							1,910g/m		
	PL - 7314TP							2,110g/m		
	PL - 7314EL							2,070g/m		
	PL - 7314EG							1,950g/m		
	PL - 7314WS	STEEL-SMALL	∅18	20.0			350kg/m	1,910g/m		
	PL - 7314TS							2,150g/m		
	PL - 7314RS							2,070g/m		
	PL - 7324WH							ALUMINIUM	∅34	40.0
	PL - 7324ED	1,445g/m								
	PL - 7324TP	1,647g/m								
	PL - 7324EL	1,607g/m								
	PL - 7324EG	1,485g/m								
	PL - 7324WS	ALUMINIUM SMALL	∅18	20.0		300kg/m	1,493g/m			
PL - 7324TS	1,757g/m									
PL - 7324RS	1,669g/m									
PL - G100TS	ALUMINIUM SMALL				∅18		20.0	∅4	96mm	300kg/m
PL - G100WS		2,810g/m								
PL - P100TS		2,370g/m								
PL - P100WS		2,370g/m								

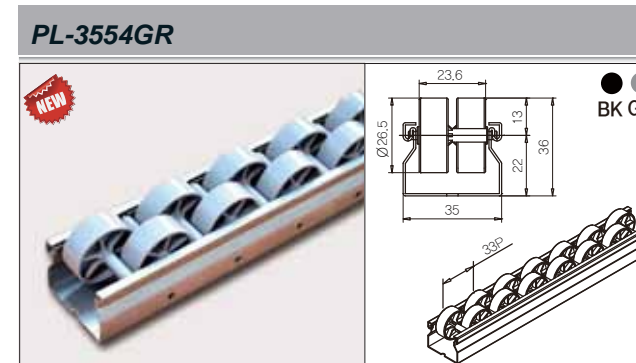
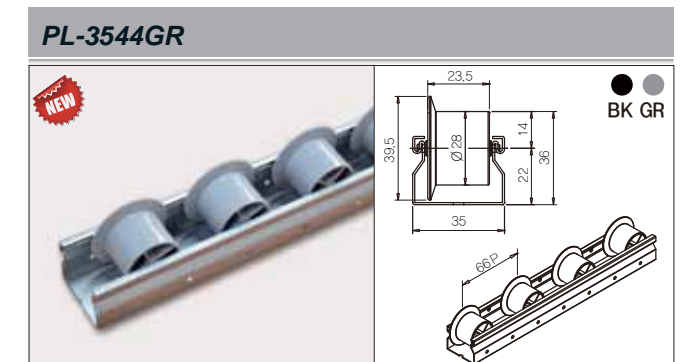
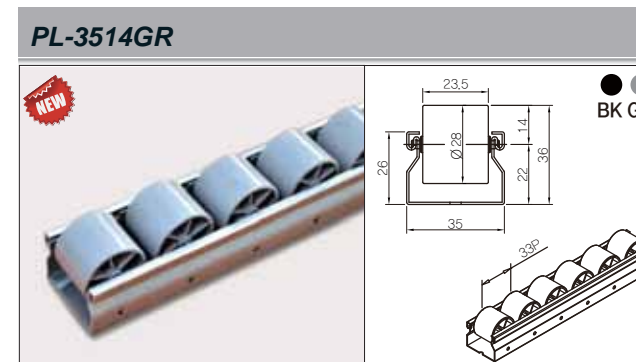
CLASSIFICATION OF ROLLER

No	ITEM	DESCRIPTION	RESISTANCE
①	WH	WHITE	
②	YL	YELLOW	
③	BK	BLACK	
④	ED	ESD	10 ³ Ω~10 ⁶ Ω
⑤	GR	GUIDE ROLLER	
⑥	EL	ELASTOMER	
⑦	EG	ELASTOMER GROOVE	

No	ITEM	DESCRIPTION	RESISTANCE
⑧	TP	TPU(ESD)	10 ⁶ Ω~10 ¹¹ Ω
⑨	LN	LESS NOISE	
⑩	WS	WHITE SMALL	
⑪	ES	ESD SMALL	10 ³ Ω~10 ⁶ Ω
⑫	RS	ELASTOMER SMALL	
⑬	TS	TPU(ESD) SMALL	10 ⁶ Ω~10 ¹¹ Ω
⑭	WR	WHITE ROUND	

※ The specification may be subject to change without any prior notice.

35 SERIES (STEEL)




PL - 4014WH

PLACON PRODUCT CODE: SERIES: ROLLER TYPE: LENGTH 3M: LENGTH 4M: BODY TYPE: 1: STEEL, 2: ALUMINIUM, 3: ROUND, 4: GUIDE

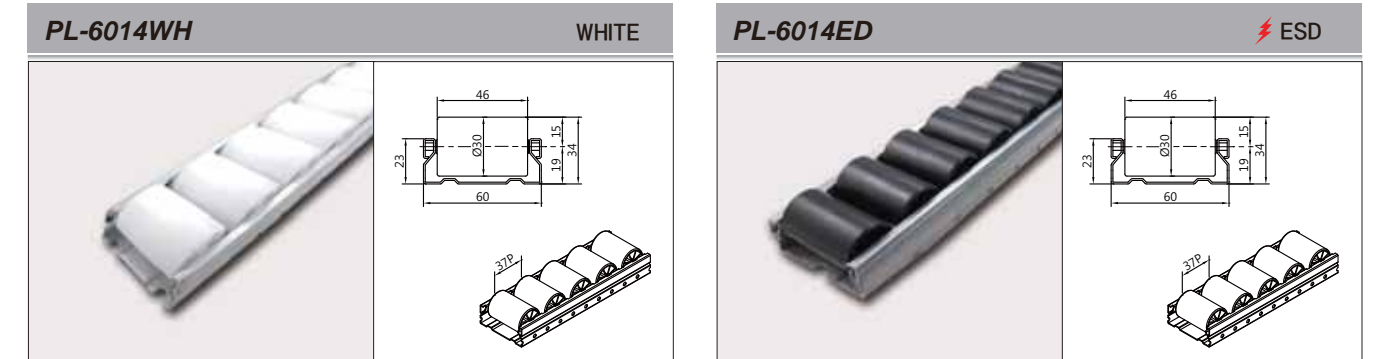
Packing Unit

- 1 Bar (1본) = 4M
- 1 Bundle (1묶음) = 35 SERIES = 10 Bars
- 40 SERIES = 10 Bars
- 60 SERIES = 30 ∅: 6 Bars
- 16 ∅: 8 Bars
- 73 SERIES = 5 Bars

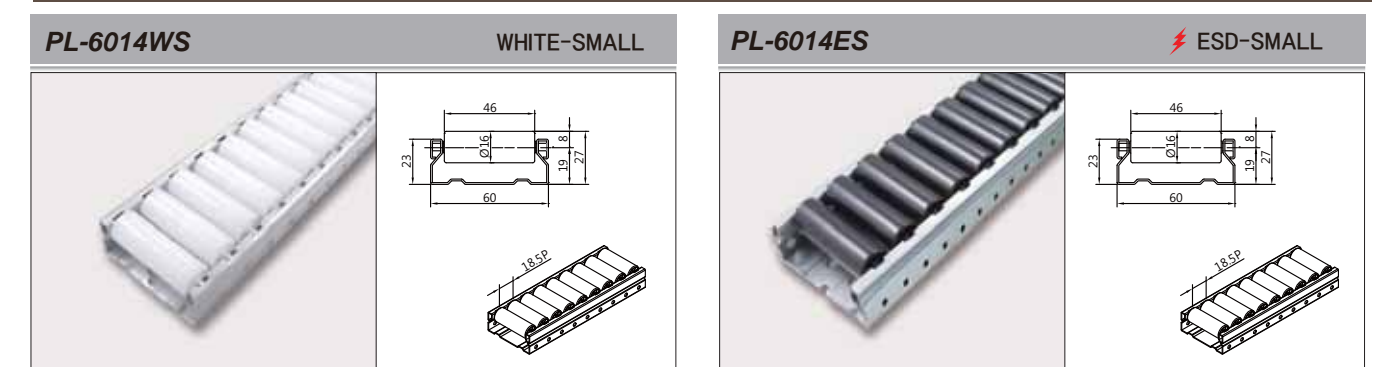
40 SERIES (STEEL)



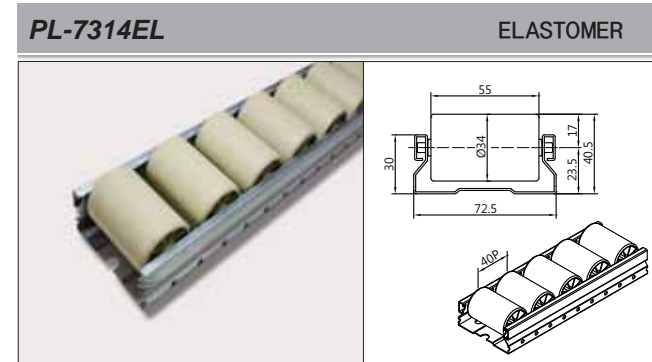
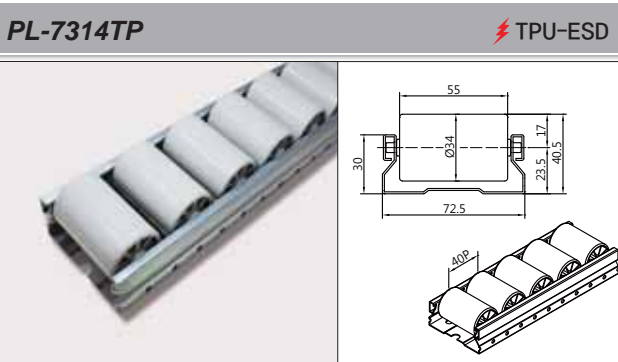
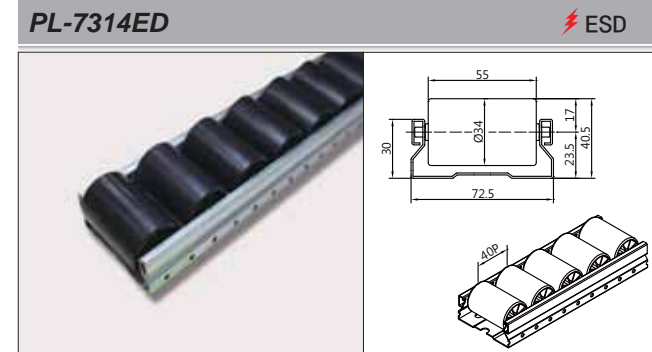
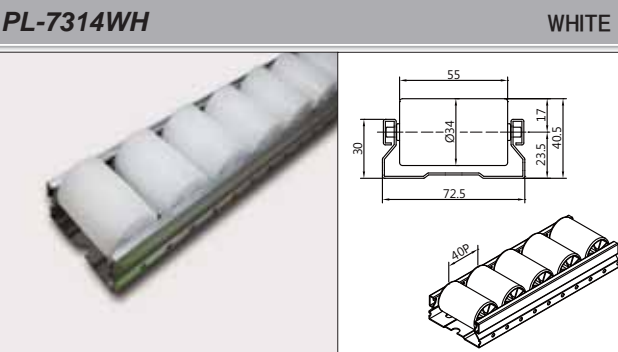
60 SERIES (STEEL)



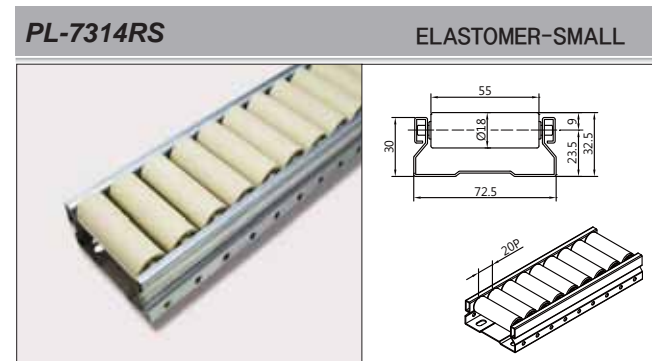
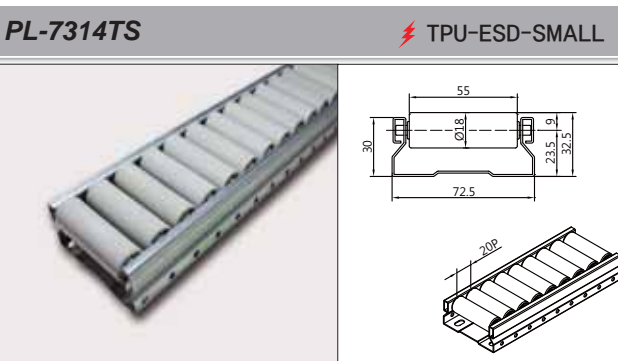
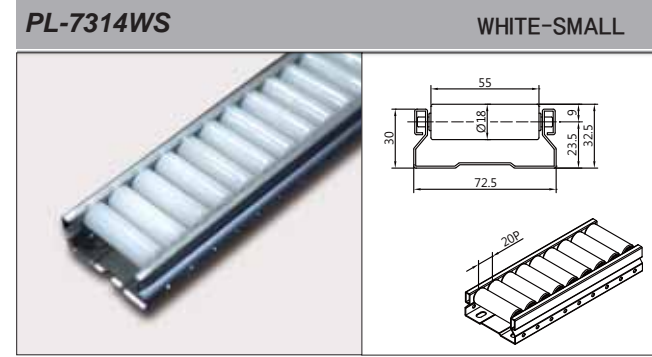
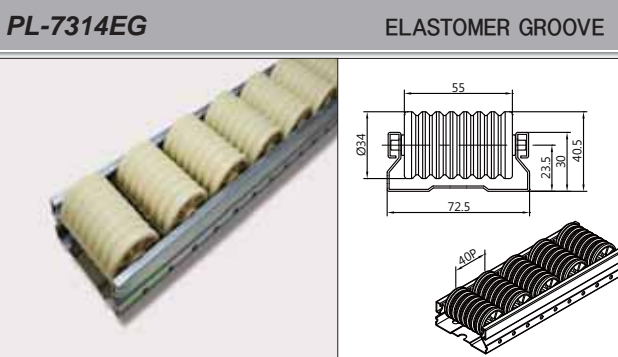
60 SERIES (STEEL) - SMALL ROLLER



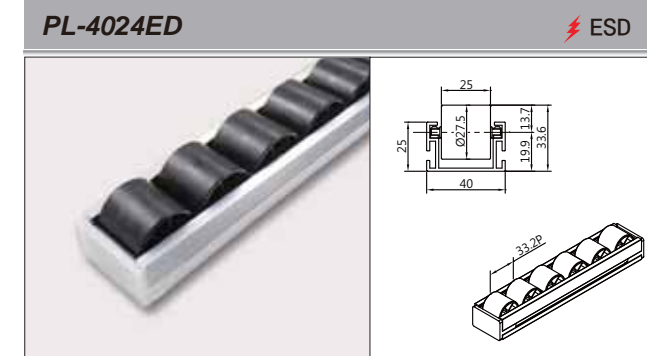
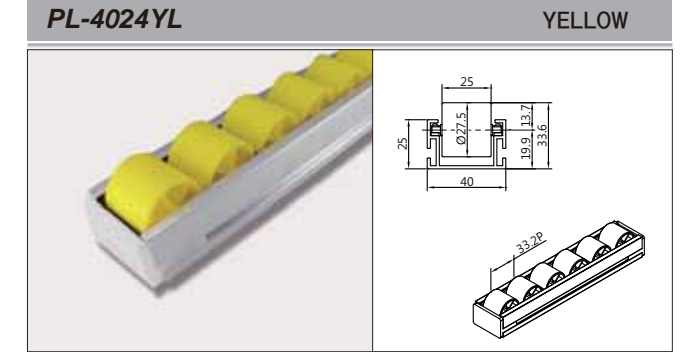
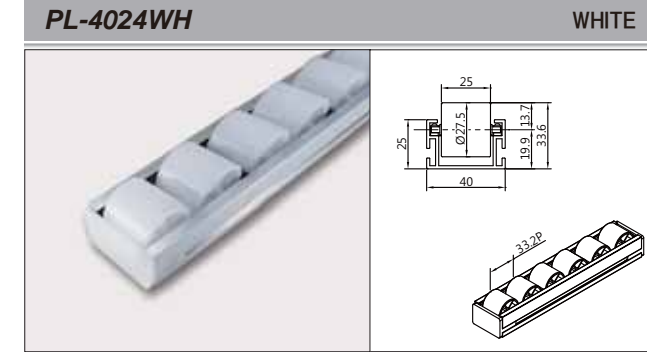
73 SERIES (STEEL)



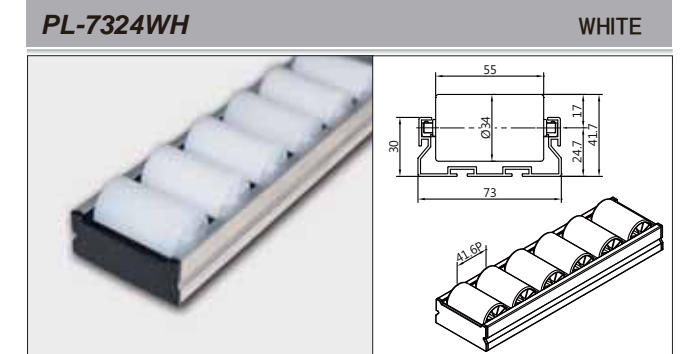
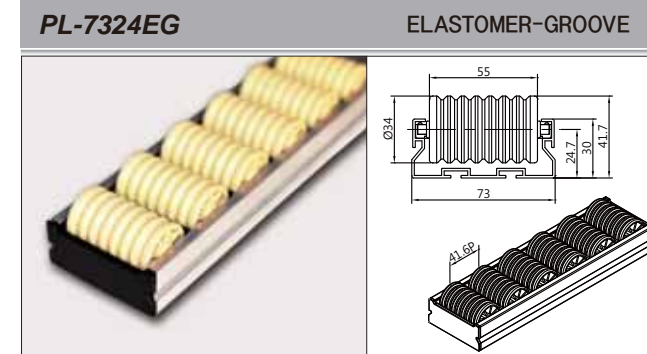
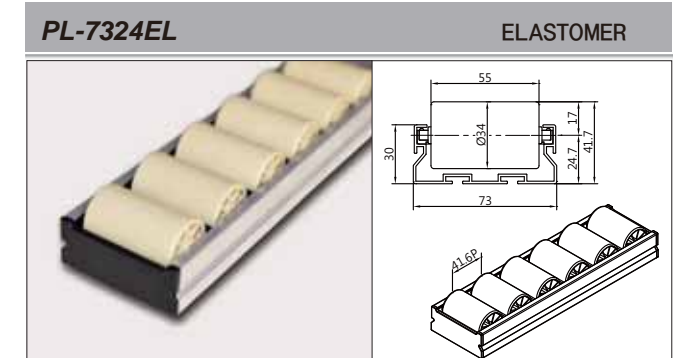
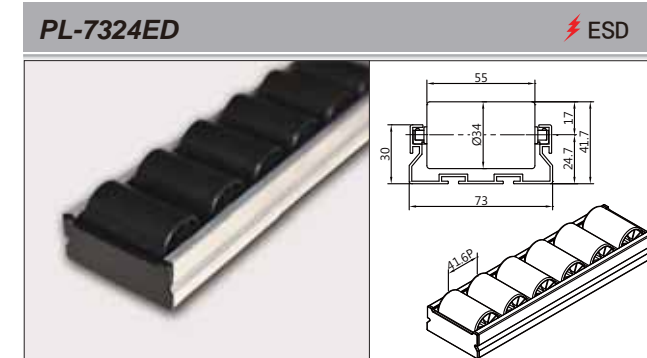
73 SERIES (STEEL) - SMALL ROLLER



40 SERIES (ALUMINIUM BODY)

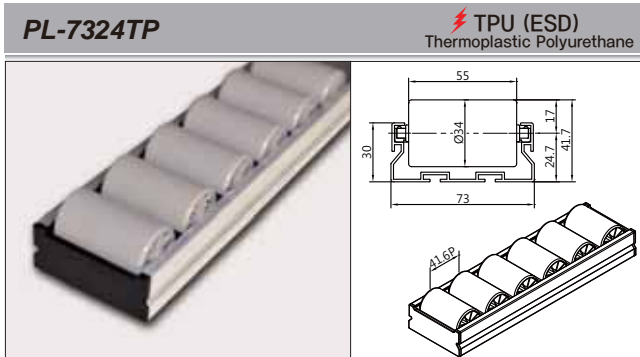


73 SERIES (ALUMINIUM BODY-NEW MODEL)

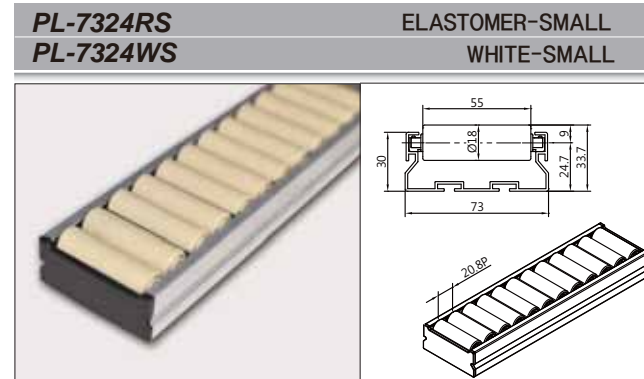
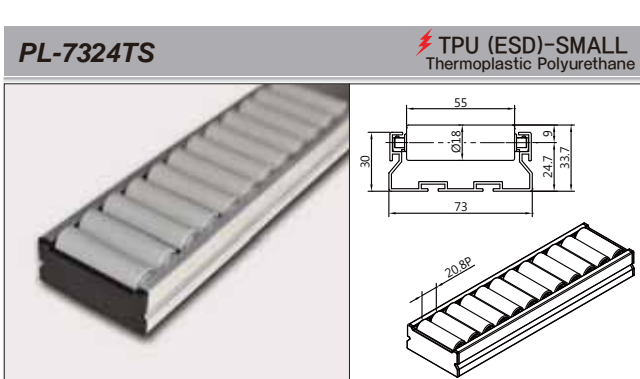


*Please contact our sales office with reference to the additional options available.

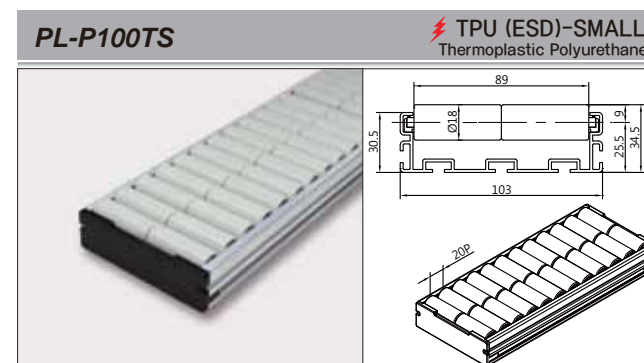
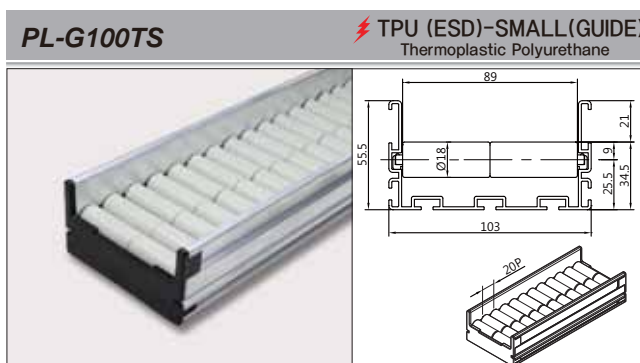
73 SERIES (ALUMINIUM BODY-NEW MODEL)



73 SERIES (ALUMINIUM BODY-NEW MODEL) - SMALL ROLLER




100 SERIES (ALUMINIUM BODY)




*Please contact our sales office with reference to the additional options available.

**ROLLER TRACKS
(PLACON MOUNTS)**

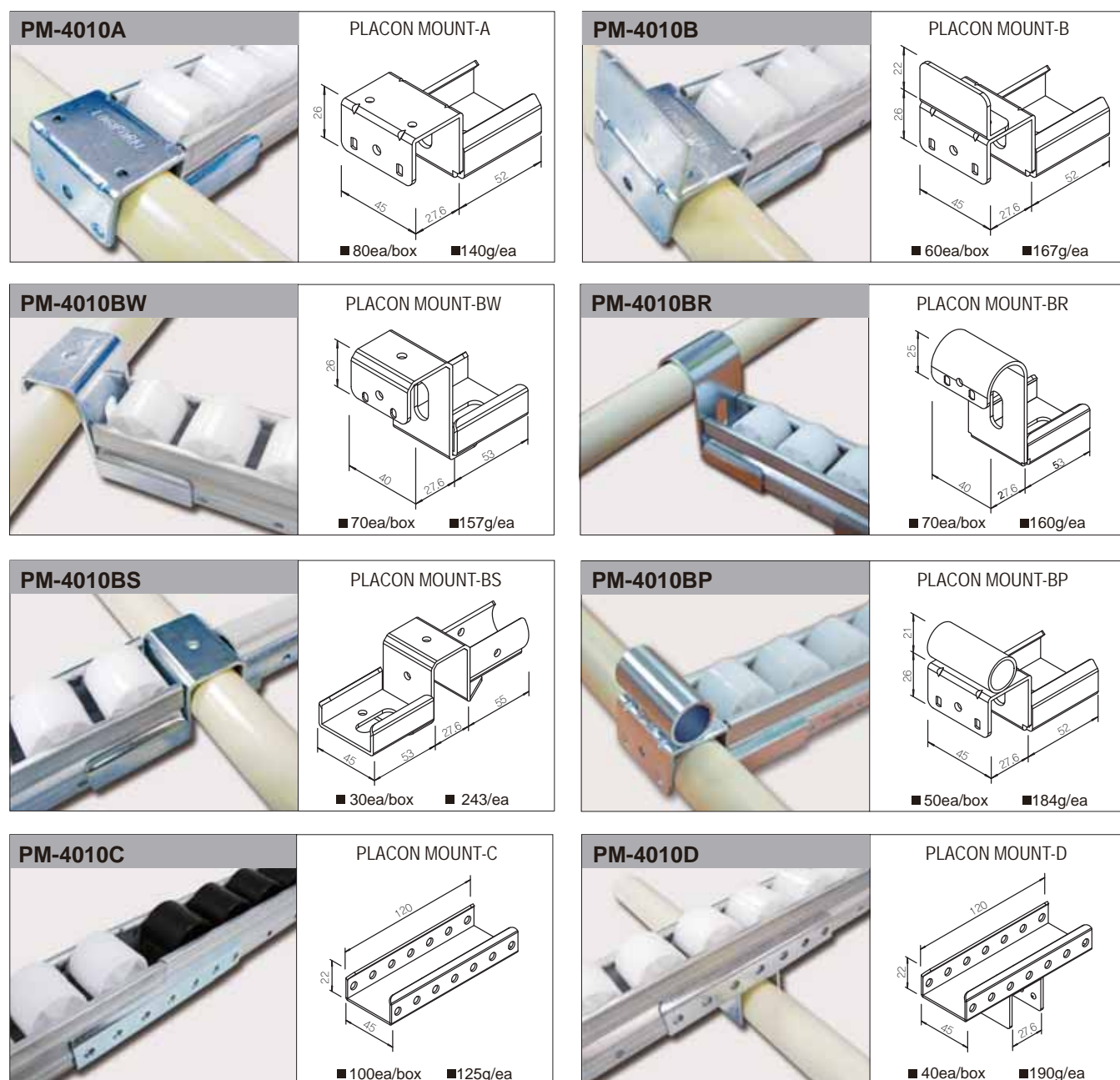


- 1. 35 SERIES MOUNTS
- 2. 40 SERIES MOUNTS
- 3. 60 SERIES MOUNTS
- 4. 73 SERIES MOUNTS

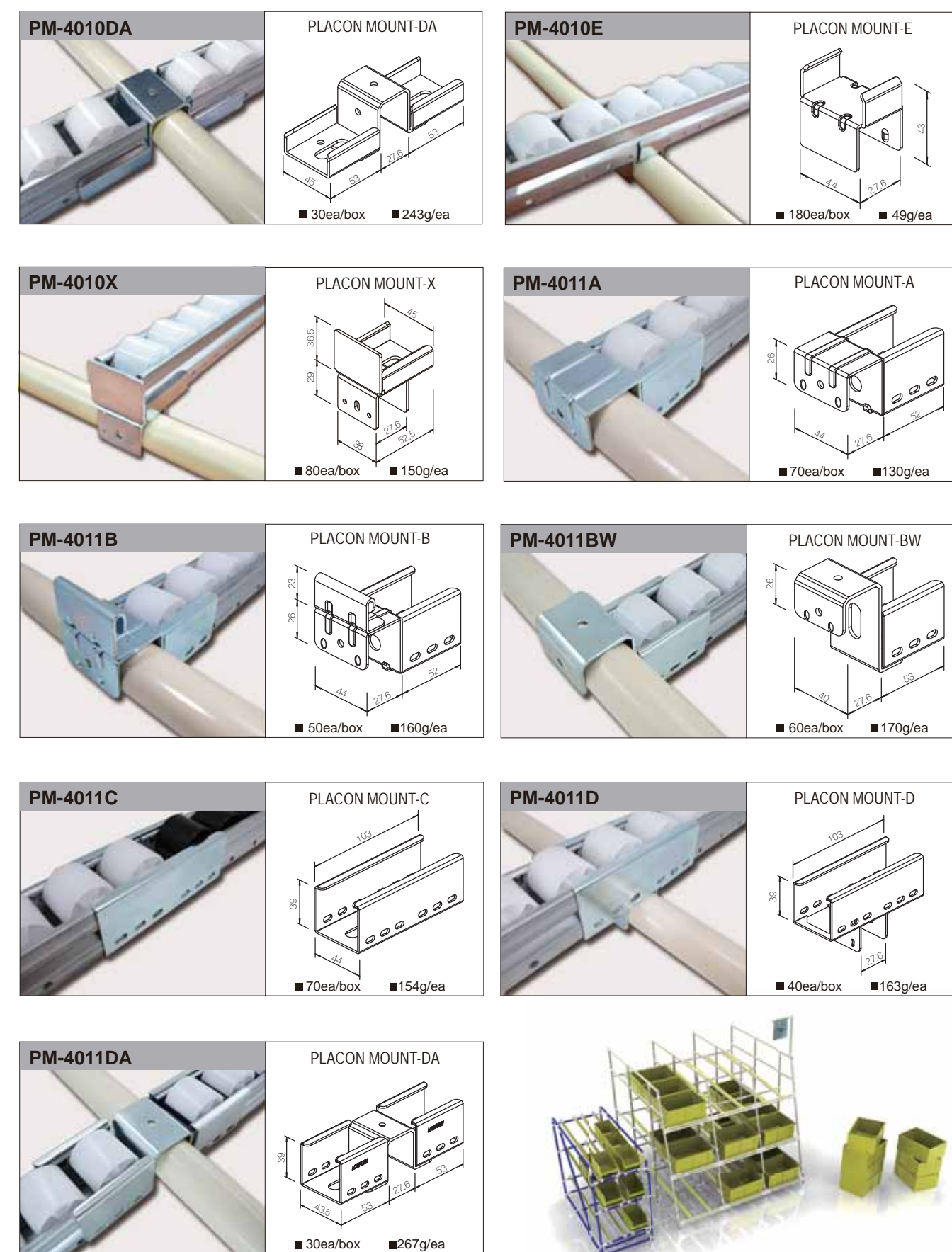
MOUNTS FOR 35 SERIES (STEEL) TYPE



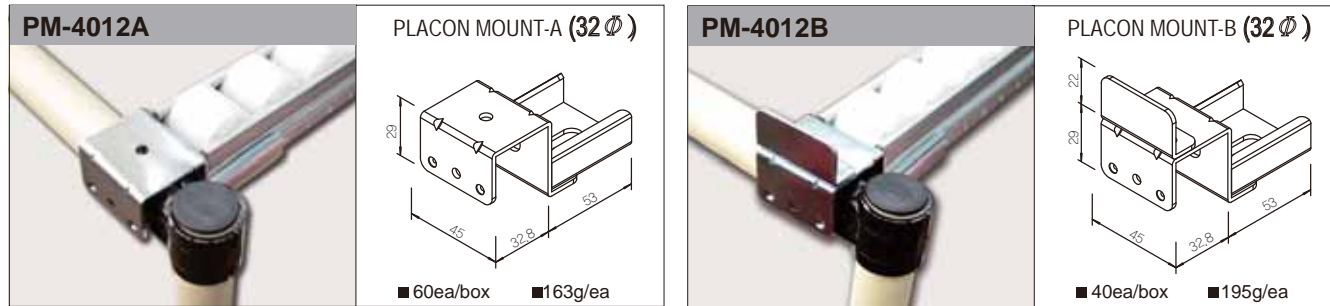
MOUNTS FOR 40 SERIES (STEEL) TYPE



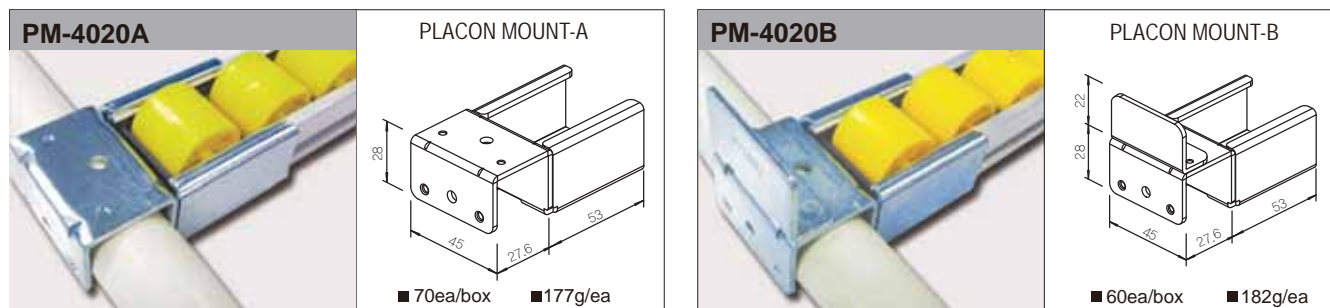
MOUNTS FOR 40 SERIES (STEEL) TYPE



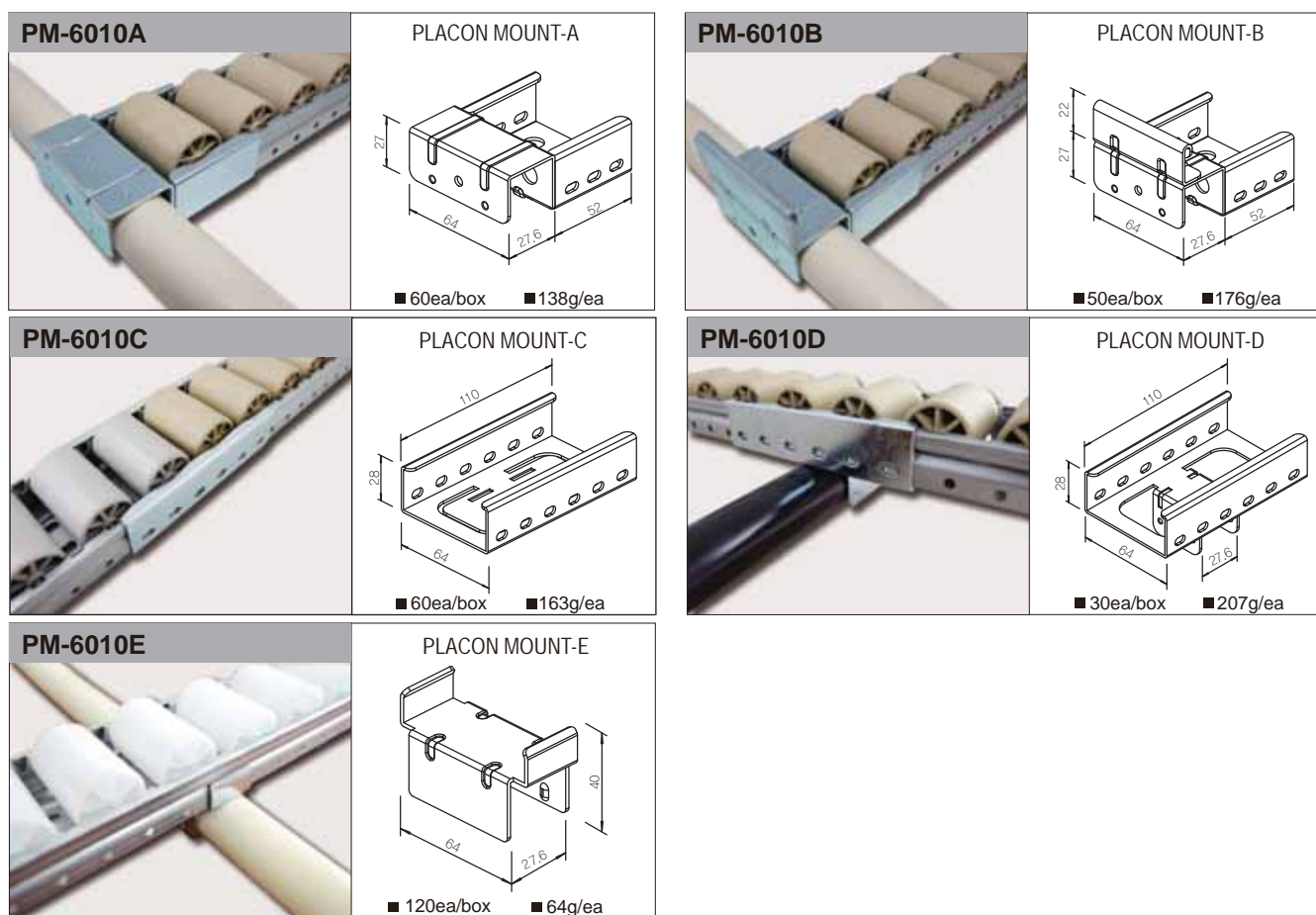
MOUNTS FOR 40 SERIES (STEEL) TYPE




MOUNTS FOR 40 SERIES (ALUMINIUM) TYPE



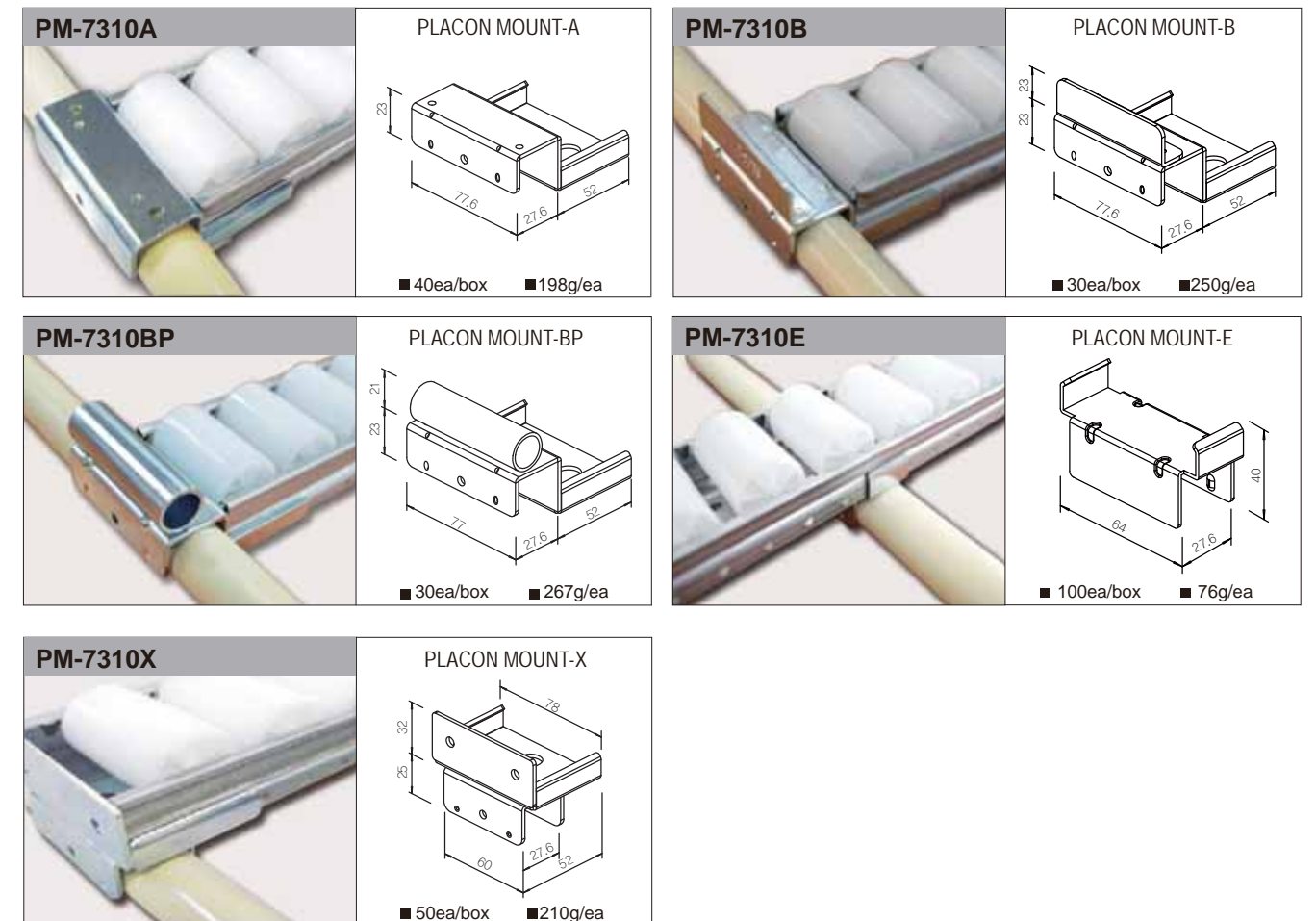
MOUNTS FOR 60 SERIES (STEEL) TYPE



MOUNTS FOR 73 SERIES (ALUMINIUM / STEEL) TYPE



MOUNTS FOR 73 SERIES (STEEL) TYPE



MOUNTS FOR 73 SERIES (STEEL) TYPE

<p>PM-7312A</p>	<p>PLACON MOUNT-A (32 Ø)</p> <p>■ 40ea/box ■ 273g/ea</p>	<p>PM-7312B</p>	<p>PLACON MOUNT-B (32 Ø)</p> <p>■ 30ea/box ■ 350g/ea</p>
------------------------	---	------------------------	---

MOUNTS FOR SLIDE PIPE

<p>SM-2810A</p>	<p>SLIDE MOUNT-A</p> <p>■ 100ea/box ■ 122g/ea</p>	<p>SM-2810B</p>	<p>SLIDE MOUNT-B</p> <p>■ 80ea/box ■ 145g/ea</p>
<p>SM-2810BP</p>	<p>SLIDE MOUNT-BP</p> <p>■ 80ea/box ■ 155g/ea</p>	<p>SM-2810C</p>	<p>SLIDE MOUNT-C</p> <p>■ 30ea/box ■ 240g/ea</p>
<p>SM-2810D</p>	<p>SLIDE MOUNT-D</p> <p>■ 80ea/box ■ 138g/ea</p>	<p>SM-2810G</p>	<p>SLIDE MOUNT-G GUIDE MOUNT</p> <p>■ 90ea/box ■ 132g/ea</p>
<p>SM-2812A</p>	<p>SLIDE MOUNT-A (32 Ø)</p> <p>■ 100ea/box ■ 120g/ea</p>	<p>SM-2812B</p>	<p>SLIDE MOUNT-B (32 Ø)</p> <p>■ 80ea/box ■ 148g/ea</p>

PLACON END CAP

<p>PJ-140AL</p>	<p>40° TYPE AL PLASTIC CAP</p> <p>ALUMINIUM</p> <p>■ 2,000ea/box ■ 6g/ea</p>	<p>PJ-140LN</p>	<p>40° TYPE AL PLASTIC CAP</p> <p>LESS NOISE</p> <p>■ 1,600ea/box ■ 4.1g/ea</p>
<p>PJ-140ST</p>	<p>40° TYPE PLASTIC CAP</p> <p>STEEL</p> <p>■ 1,600ea/box ■ 3.9g/ea</p>	<p>PJ-160ST</p>	<p>60° TYPE PLASTIC CAP</p> <p>STEEL (SMALL)</p> <p>■ 2,000ea/box ■ 3.5g/ea</p>
<p>PJ-173ST</p>	<p>73° TYPE PLASTIC CAP</p> <p>STEEL</p> <p>■ 1,200ea/box ■ 5.0g/ea</p>	<p>PJ-173AL</p>	<p>73° TYPE AL PLASTIC CAP</p> <p>ALUMINIUM</p> <p>■ 1,300ea/box ■ 6g/ea</p>
<p>PJ-G100AL</p>	<p>100° TYPE AL PLASTIC CAP</p> <p>ALUMINIUM</p> <p>■ 1,000ea/box ■ 13.5g/ea</p>	<p>PJ-P100AL</p>	<p>100° TYPE AL PLASTIC CAP</p> <p>ALUMINIUM</p> <p>■ 1,000ea/box ■ 10.7g/ea</p>

*Please contact our sales office with reference to the additional options available.


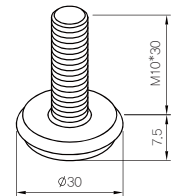

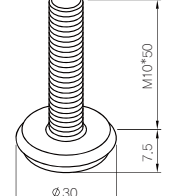

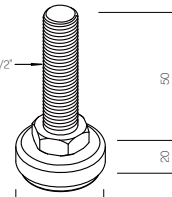

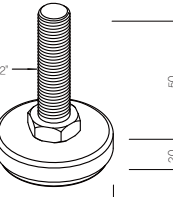

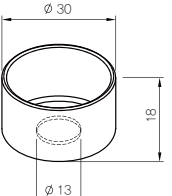

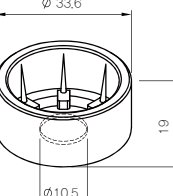
ACCESSORIES



1. ACCESSORIES
2. FASTENERS & TOOLS
3. NAME PLATES
4. PLASTIC ANGLES & COVERS
5. BOARDS & SHEETS

ACCESSORIES


ADJUSTERS

<p>AM-3030PS</p> 	<p>P/ADJUSTER M10 SMALL</p>  <p>■ 400ea/box ■ 32g/ea</p>	<p>AM-3050PL</p> 	<p>P/ADJUSTER M10 LARGE</p>  <p>■ 400ea/box ■ 31g/ea</p>
<p>AR-3212SS</p> 	<p>ADJUSTER</p>  <p>■ 150ea/box ■ 84g/ea</p>	<p>AR-5012LS</p> 	<p>ADJUSTER</p>  <p>■ 120ea/box ■ 84g/ea</p>
<p>CN-3010MS</p> 	<p>STEEL CAP NUT M10</p>  <p>■ 400ea/box ■ 24g/ea</p>	<p>CN-3010MP</p> 	<p>PLASTIC CAP NUT M10</p>  <p>■ 300ea/box ■ 14g/ea</p>

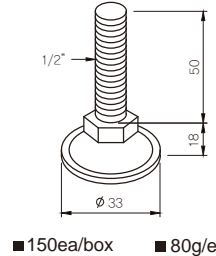


ADJUSTERS

AD-3012SS
(OLD:AD-3012S)




ADJUSTER(1/2") 30*50L

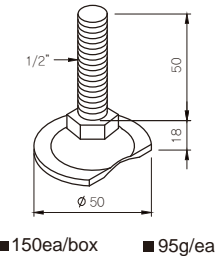


■150ea/box ■80g/ea

AD-5012LS
(OLD:AD-5012L)




ADJUSTER(1/2") 50*50L

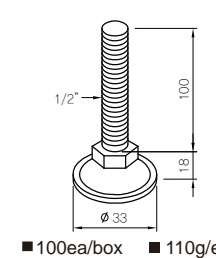


■150ea/box ■95g/ea

AD-3012SL




ADJUSTER(1/2") 30*100L

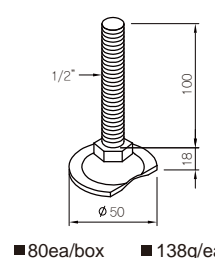


■100ea/box ■110g/ea

AD-5012LL




ADJUSTER(1/2") 50*100L

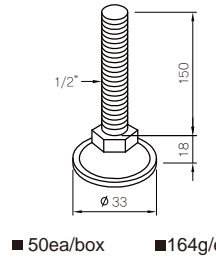


■80ea/box ■138g/ea

AD-3012SX
(OLD:AD-3012XL)




ADJUSTER(1/2") 30*150L

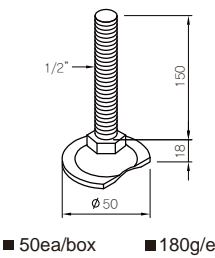


■50ea/box ■164g/ea

AD-5012LX
(OLD:AD-5012XL)




ADJUSTER(1/2") 50*150L

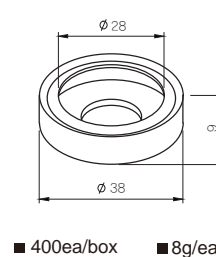


■50ea/box ■180g/ea

AC-3828RB




ADJUSTER RUBBER CAP

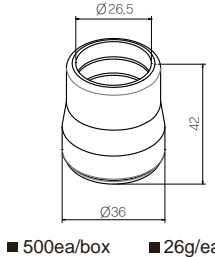


■400ea/box ■8g/ea

AC-3829RB




RUBBER FOOT CAP

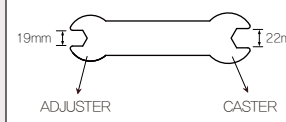


■500ea/box ■26g/ea

TL-4000


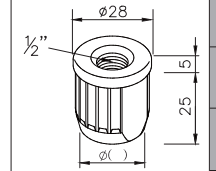

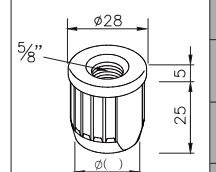


SPANNER



■50ea/box ■130g/ea

INSERT NUTS - ALUMINIUM

IMAGE	DIMENSION	PRODUCT CODE	Q'ty / BOX	UNIT WEIGHT	Ø ()	THICKNESS (PIPE 두께)	PIPES	MODEL
		IN-1210LA	300	22g	23.6	11.0	FOR LOGIFORM PIPE	LP-1100
		IN-1220LA		18g	21.6	12.0		LP-1200
		IN-1207SA		24g	26.4	10.7	FOR STAINLESS PIPE	ST-1070
		IN-1211SA		22g	25.6	11.1		ST-1110
		IN-5810LA	300	20g	23.6	11.0	FOR LOGIFORM PIPE	LP-1100
		IN-5820LA		16g	21.6	12.0		LP-1200
		IN-5807SA		20g	26.4	10.7	FOR STAINLESS PIPE	ST-1070
		IN-5811SA		20g	25.6	11.1		ST-1110

For Adjuster / Bolt Caster 2"
For Bolt Caster 3", 4"

* Please contact HBL's sales representative for an up-to-date product information.



INSERT NUTS - STEEL

INSERT NUT (1/2")		PRODUCT CODE	Q'ty / BOX	UNIT WEIGHT	Ø()	THICKNESS (PIPE 두께)	PIPES	MODEL
<p>For Adjuster / Bolt Caster 2"</p>	IN-1210L	300	88g	23.6	t1.0	FOR LOGIFORM PIPE	LP-1100	
	IN-1220L		60g	21.6	t2.0		LP-1200	
	IN-1207S		95g	26.4	t0.7	FOR STAINLESS PIPE	ST-1070	
	IN-1211S		85g	25.6	t1.1		ST-1110	

INSERT NUT (5/8")		PRODUCT CODE	Q'ty / BOX	UNIT WEIGHT	Ø()	THICKNESS (PIPE 두께)	PIPES	MODEL
<p>For Bolt Caster 3", 4"</p>	IN-5810L	300	62g	23.6	t1.0	FOR LOGIFORM PIPE	LP-1100	
	IN-5820L		62g	21.6	t2.0		LP-1200	
	IN-5807S		77g	26.4	t0.7	FOR STAINLESS PIPE	ST-1070	
	IN-5811S		72g	25.6	t1.1		ST-1110	

INSERT NUT (10mm)		PRODUCT CODE	Q'ty / BOX	UNIT WEIGHT	Ø()	THICKNESS (PIPE 두께)	PIPES	MODEL
<p>For Adjuster</p>	IN-1010LM	300	82g	23.6	t1.0	FOR LOGIFORM PIPE	LP-1100	
	IN-1020LM		70g	21.6	t2.0		LP-1200	
	IN-1007SM		100g	26.4	t0.7	FOR STAINLESS PIPE	ST-1070	
	IN-1011SM		94g	25.6	t1.1		ST-1110	

INSERT NUT(12mm)		PRODUCT CODE	Q'ty / BOX	UNIT WEIGHT	Ø()	THICKNESS (PIPE 두께)	PIPES	MODEL
<p>For Adjuster</p>	IN-1210LM	300	72g	23.6	t1.0	FOR LOGIFORM PIPE	LP-1100	
	IN-1220LM		62g	21.6	t2.0		LP-1200	
	IN-1207SM		86g	26.4	t0.7	FOR STAINLESS PIPE	ST-1070	
	IN-1211SM		76g	25.6	t1.1		ST-1110	

※ Please contact HBL's sales representative for an up-to-date product information.

ACCESSORIES

<p>MT-5110</p>	<p>PIPE CLAMP-A 안장금구-A</p> <p>■ 300ea/box ■ 66g/ea</p>	<p>MT-5111</p>	<p>PIPE CLAMP-B 안장금구-B</p> <p>■ 400ea/box ■ 20g/ea</p>
-----------------------	--	-----------------------	--


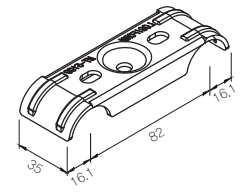

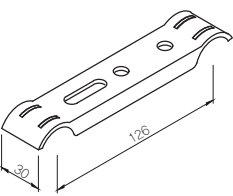

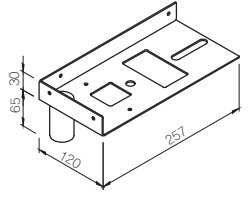

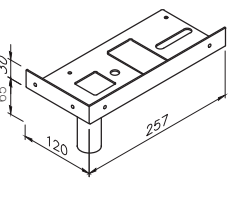

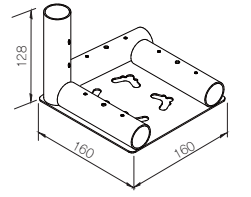

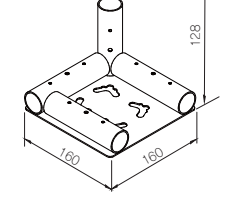

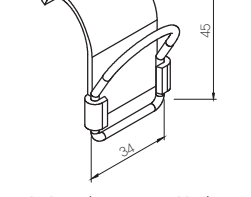

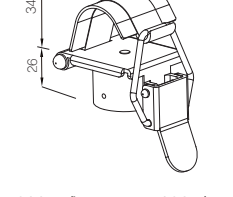

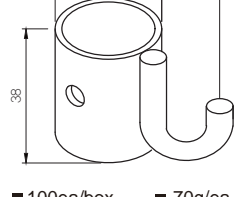
<p>MT-5112</p>	<p>PIPE CLAMP-C 안장금구-C</p> <p>■ 200ea/box ■ 26g/ea</p>	<p>MT-5113</p>	<p>BOARD FIXING-A 판지고정금구-A</p> <p>■ 150ea/box ■ 62g/ea</p>
-----------------------	--	-----------------------	--

<p>MT-5114</p>	<p>BOARD FIXING-B 판지고정금구-B</p> <p>■ 400ea/box ■ 14g/ea</p>	<p>MT-5116</p>	<p>BOARD BRACKET-A 판지고정코너금구-A</p> <p>■ 50ea/box ■ 110g/ea</p>
-----------------------	--	-----------------------	---

<p>MT-5117</p>	<p>BOARD BRACKET-B 판지고정코너금구-B</p> <p>■ 50ea/box ■ 72g/ea</p>	<p>MT-5118</p>	<p>CORNER GUARD 코너금구</p> <p>■ 30ea/box ■ 176g/ea</p>
-----------------------	--	-----------------------	--


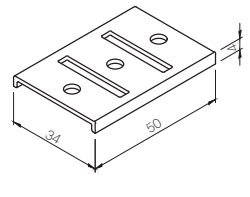

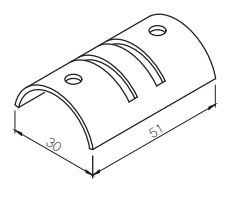
<p>MT-5120</p>	<p>PIPE HANGER 파이프걸이</p> <p>■ 1,000ea/box ■ 8g/ea</p>	<p>MT-5123</p>	<p>PIPE CONNECTOR 파이프연결금구</p> <p>■ 150ea/box ■ 74g/ea</p>
-----------------------	---	-----------------------	---

ACCESSORIES


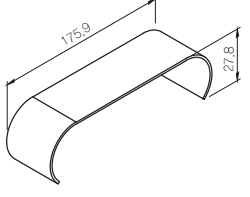

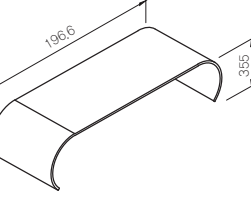
 <p>MT-5109</p>	<p>CASTER STRAP 캐스터지시금구</p>  <p>■ 150ea/box ■ 106g/ea</p>	 <p>MT-5109W</p>	<p>CASTER STRAP-W 캐스터지시금구-W</p>  <p>■ 120ea/box ■ 120g/ea</p>
 <p>MT-5138L</p>	<p>CORNER PLATE-L 손잡이보강금구-좌</p>  <p>■ 20ea/box ■ 988g/ea</p>	 <p>MT-5138R</p>	<p>CORNER PLATE-R 손잡이보강금구-우</p>  <p>■ 20ea/box ■ 988g/ea</p>
 <p>MT-5139L</p>	<p>CASTER PLATE-L 캐스터 코너 금구-좌</p>  <p>■ 12ea/box ■ 1,268g/ea</p>	 <p>MT-5139R</p>	<p>CASTER PLATE-R 캐스터 코너 금구-우</p>  <p>■ 12ea/box ■ 1,268g/ea</p>
 <p>MT-5125</p>	<p>BAND HANGER 밴드걸이</p>  <p>■ 150pcs/ea ■ 48g/ea</p>	 <p>MT-5126</p>	<p>LOCK MOUNT 로크금구</p>  <p>■ 200ea/box ■ 126g/ea</p>
 <p>MT-5127</p>	<p>HANGER U-TYPE U형거</p>  <p>■ 100ea/box ■ 70g/ea</p>		

ACCESSORIES


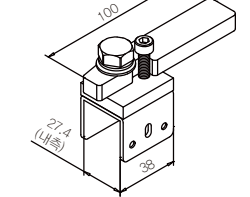

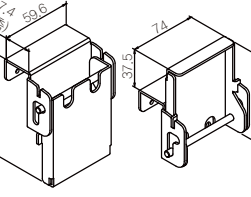

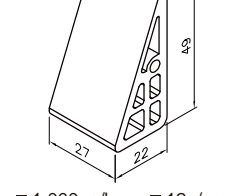
ACCESSORIES

 <p>MT-5130A</p>	<p>HANDLE FIXING-A 손잡이고정금구-A</p>  <p>■ 600ea/box ■ 22g/ea</p>	 <p>MT-5130B</p>	<p>HANDLE FIXING-B 손잡이고정금구-B</p>  <p>■ 600ea/box ■ 22g/ea</p> <p>※ 끈은 별도 판매</p>
--	--	--	--


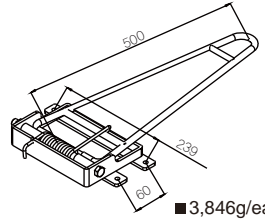

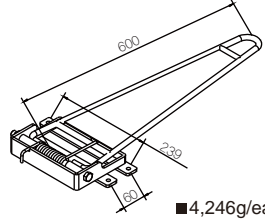
MIDDLE STOPPER


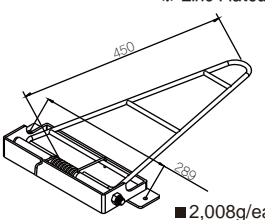

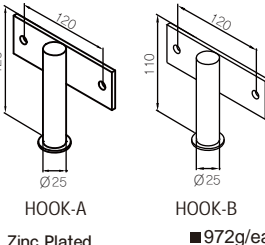
 <p>MS-4018SV</p>	<p>40° MIDDLE STOPPER</p>  <p>■ 300ea/box ■ 60g/ea</p>	 <p>MS-7318SV</p>	<p>73° MIDDLE STOPPER</p>  <p>■ 100ea/box ■ 126g/ea</p>
--	--	--	---


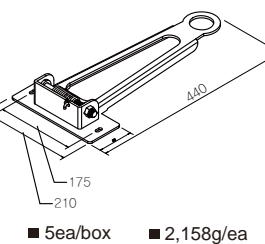

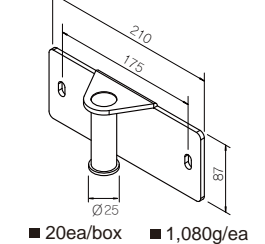
BOX STOPPER


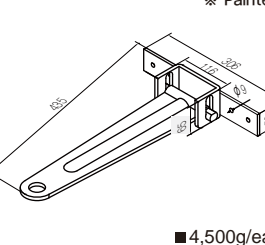

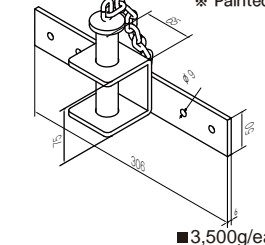
 <p>MT-5320</p>	<p>BOX STOPPER-A</p>  <p>■ 80ea/box ■ 264g/ea</p>	 <p>MT-5321</p>	<p>BOX STOPPER-B</p>  <p>■ 20ea/box ■ 355g/ea</p>
 <p>PJ-1401BK</p>	<p>PLACON REVERSE BRAKE</p>  <p>■ 1,000ea/box ■ 12g/ea</p>		


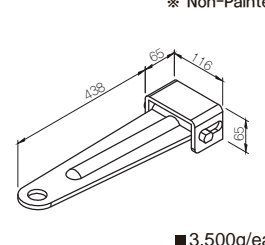

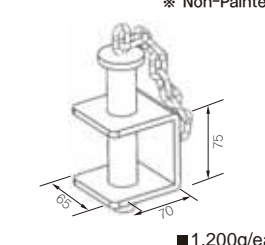
ACCESSORIES

<p>MT-5140A</p> 	<p>TRACTION ARM-A 500 견인고리-A 500 * Zinc Plated</p>  <p>■ 3,846g/ea</p>	<p>MT-5141A</p> 	<p>TRACTION ARM-A 600 견인고리-A 600 * Zinc Plated</p>  <p>■ 4,246g/ea</p>
--	---	---	---

<p>MT-5142B</p> 	<p>TRACTION ARM-B 견인고리-B * Zinc Plated</p>  <p>■ 2,008g/ea</p>	<p>MT-5143A / MT-5143B</p> 	<p>TRACTION HOOK-A / B HOOK-A HOOK-B * Zinc Plated</p>  <p>■ 972g/ea</p>
--	---	--	---


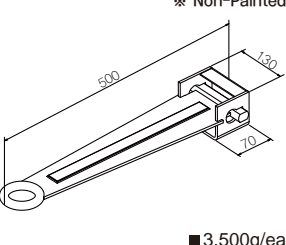

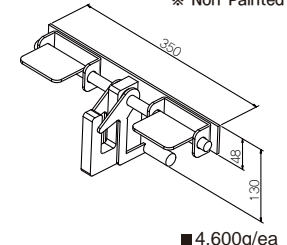
<p>MT-5149A</p> 	<p>TRACTION ARM * NEW</p>  <p>■ 5ea/box ■ 2,158g/ea</p>	<p>MT-5149B</p> 	<p>TRACTION HOOK * NEW</p>  <p>■ 20ea/box ■ 1,080g/ea</p>
--	--	---	--

<p>MT-5144A</p> 	<p>TRACTION ARM-A 견인고리-A * Painted</p>  <p>■ 4,500g/ea</p>	<p>MT-5145A</p> 	<p>TRACTION HOOK-A 견인고리-A * Painted</p>  <p>■ 3,500g/ea</p>
--	---	---	--

<p>MT-5144B</p> 	<p>TRACTION ARM-B 견인고리-B * Non-Painted</p>  <p>■ 3,500g/ea</p>	<p>MT-5145B</p> 	<p>TRACTION HOOK-B 견인고리-B * Non-Painted</p>  <p>■ 1,200g/ea</p>
--	---	---	--

ACCESSORIES


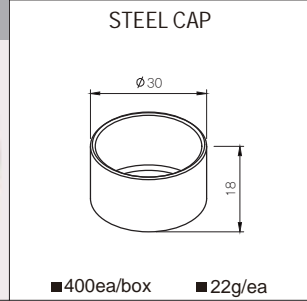
ACCESSORIES

<p>MT-5144C</p> 	<p>TRACTION ARM-C 견인고리-C * Non-Painted</p>  <p>■ 3,500g/ea</p>	<p>MT-5145C</p> 	<p>TRACTION HOOK-C 견인고리-C * Non-Painted</p>  <p>■ 4,600g/ea</p>
--	---	--	--




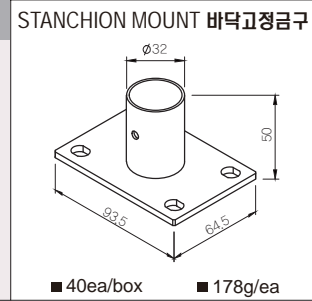
ACCESSORIES

SC-3028SV STEEL CAP


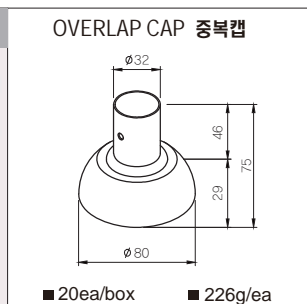
■ 40ea/box ■ 22g/ea

MT-5121 STANCHION MOUNT 바닥고정금구


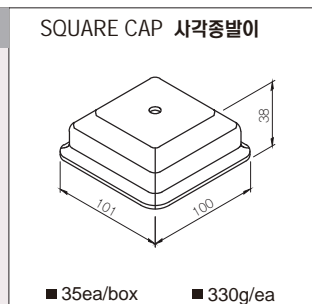
■ 40ea/box ■ 178g/ea

MT-5119 OVERLAP CAP 중복캡


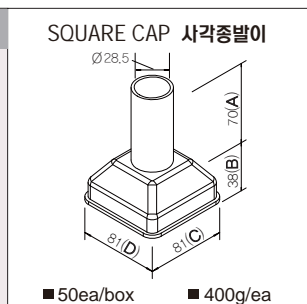
■ 20ea/box ■ 226g/ea

MT-5119W SQUARE CAP 사각중발이

■ 35ea/box ■ 330g/ea


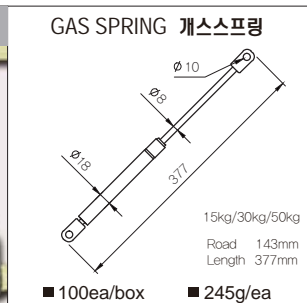
MT-5119S SQUARE CAP 사각중발이

■ 50ea/box ■ 400g/ea

CODE	WEIGHT	A	B	C	D
MT-5119S	400g/ea 50ea/box	70			
MT-5119M	450g/ea 50ea/box	110	38	81	81
MT-5119L	500g/ea 50ea/box	120			

MT-5143 GAS SPRING 개스스프링

15kg/30kg/50kg
Pload 143mm
Length 377mm

■ 100ea/box ■ 245g/ea

MT-5211 ZN PLATING ANGLE 아연도금각




(3m Standard)

■ 3m/bar ■ 2,250g/bar

MT-5147 SLIDE RAIL 슬라이드레일


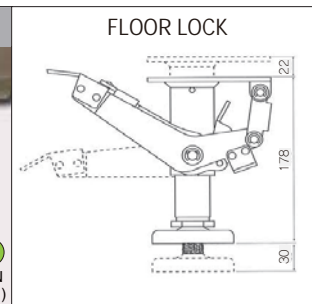



BALL BEARING

SLIDE SIZE : 350~600mm(50mm)간격

■ 654g/ea


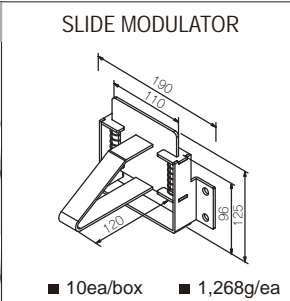
MT-5148 (4" / 5" / 6") FLOOR LOCK

SV (4"/5") GN (6")


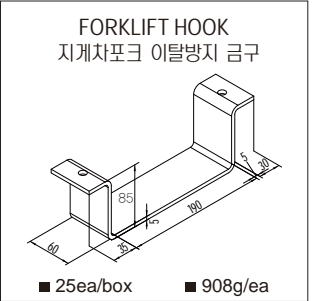
ACCESSORIES

MT-5151 SLIDE MODULATOR

■ 10ea/box ■ 1,268g/ea

MT-5100 FORKLIIFT HOOK 지게차포크 이탈방지 금구


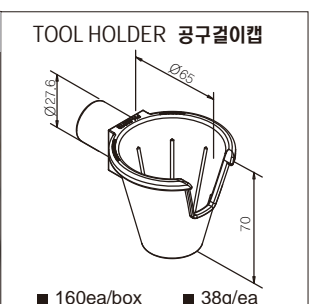
■ 25ea/box ■ 908g/ea

PH-5001A TOOL HOLDER 공구걸이캡




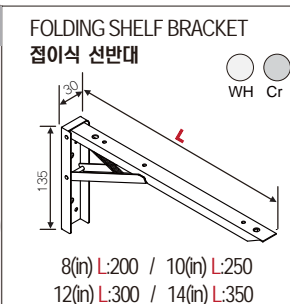

■ 160ea/box ■ 40g/ea

PH-5001B TOOL HOLDER 공구걸이캡

■ 160ea/box ■ 38g/ea


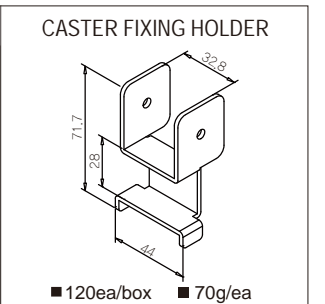
FS-0200/ 0250/ 0300/ 0350 FOLDING SHELF BRACKET 접이식 선반대

EX) WH-8(in) FS-W 0200
Cr-8(in) FS-C 0200


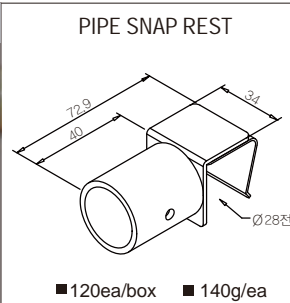
8(in) L:200 / 10(in) L:250
12(in) L:300 / 14(in) L:350

MT-5311 CASTER FIXING HOLDER


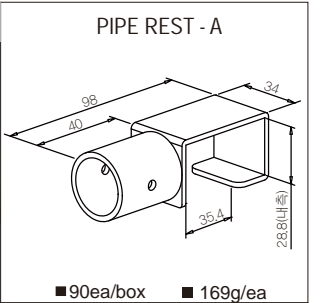
■ 120ea/box ■ 70g/ea

MT-5301 PIPE SNAP REST


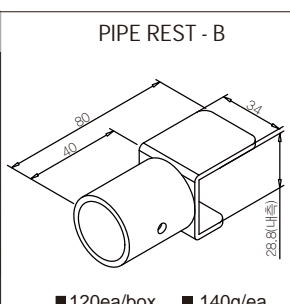
■ 120ea/box ■ 140g/ea

MT-5302 PIPE REST - A


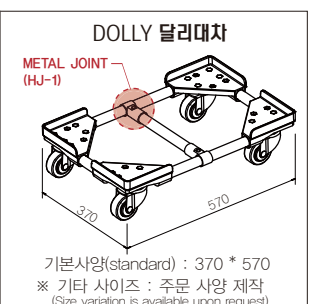
■ 90ea/box ■ 169g/ea

MT-5303 PIPE REST - B

■ 120ea/box ■ 140g/ea

DL-3757 DOLLY 달리대차


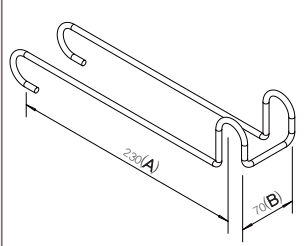




METAL JOINT (HJ-1)

Corner Guard for DOLLY CG-0150BK

기본사양(standard) : 370 * 570
* 기타 사이즈 : 주문 사양 제작
(Size variation is available upon request)


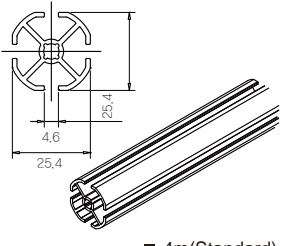

ACCESSORIES

WG-0230	WIRE GUIDE	CODE	A	B
		WG-0230 190g/ea	230	70
		WG-0330 240g/ea	330	
		WG-0430 280g/ea	430	



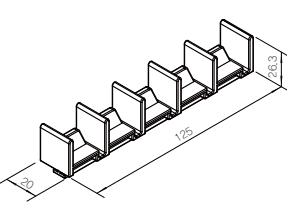

WIRE GUIDE

PROFILE PIPE(ALUMINUM)

AJ-3143	PROFILE PIPE(ALUMINUM)	PROFILE PIPE(ALUMINUM)
		
	■ 4m(Standard)	PROFILE PIPE(ALUMINUM)





PROFILE PIPE (ACCESSORIES)





PC-0200	PROTECTION COVER	SC-0200	SLOT COVER
			
	■ 40m/box ■ 20m(Standard)		■ 200m/box ■ 20m(Standard)

UG-0125A	URETHANE GUIDE	UG-0125B	URETHANE GUIDE
			
	■ 700ea/box ■ 22.6g/ea		■ 700ea/box ■ 19g/ea





ACCESSORIES

FASTENERS & TOOLS

BOLTS				
ITEM	WRENCH BOLT	BOLT	BOLT	BOLT
SPECIFICATION	M6 * 10 / 25	M8 * 35 / 40 / 45	M8 * 50 / 60 / 70	M10 * 20 / 25
PRODUCT CODE	WB-0610 / 0625	BT-0835 / 0840 / 0845	BT-0850 / 0860 / 0870	BT-1020 / 1025

BOLTS NUTS				
ITEM	BOLT	BOLT	T NUT	NYLON NUT
SPECIFICATION	M12 * 20 / 25	1/2 * 50	M6	M8 / M10 / M12
PRODUCT CODE	BT-1220 / 1225	BT-1250	NU-0600	NN-0800 / 1000 / 1200

SCREWS						
ITEM	ROUND SCREW	FLAT SCREW	TAPPING SCREW	ROUND SCREW	WIDE SCREW	NUT
SPECIFICATION	#8 * 19 / 25 / 32	#8 * 19 / 25 / 32	M4 * 8L	M3.5 * 16L	#10 * 20	1/2
PRODUCT CODE	SR-0819 / 0825 / 0832	SF-0819 / 0825 / 0832	TS- 0408	TS- 3516	SW-1020	NU-1200

WRENCH BITS				
ITEM	WRENCH BIT	L-WRENCH BIT	DRIVER BIT	ADJUSTER WRENCH
SPECIFICATION	5 x 70mm	150mm	65mm / 110mm	-
PRODUCT CODE	TL-4001	TL-4003	TL-4004 / 4005	TL-4012

TOOLS				
ITEM	RUBBER HAMMER	DEBURRING CUTTER	METRIC TAPE MEASURE	ELECTRICITY IMPACT
SPECIFICATION	-	-	3.5m	TOOL SET
PRODUCT CODE	TL-4006	TL-4007	TL-4008	TL-4011

NAME PLATES

PRODUCT CODE	HEIGHT	LENGTH	WEIGHT	Q'TY	PRODUCT CODE	HEIGHT	LENGTH	WEIGHT	Q'TY
LH-3010CS	30mm	100	12g	500	LH-5010CL	55mm	100	22g	400
LH-3015CS		150	18g	350	LH-5015CL		150	33g	200
LH-3020CS		200	24g	300	LH-5020CL		200	44g	200
LH-3030CS		300	36g	150	LH-5030CL		300	66g	100

LH-3010CS			■ 500ea/box ■ 12g/ea
LH-5010CL			■ 400ea/box ■ 22g/ea
PN-5415			■ 250ea/box ■ 58g/ea GR
PN-3515			■ 300ea/box ■ 49g/ea GR
NP-0120			■ 3,000ea/box ■ 6g/ea
NP-0152			■ 2,500ea/box ■ 13g/ea
NP-0180			■ 1,500ea/box ■ 20g/ea
NP-0220			■ 1,000ea/box ■ 28g/ea
NP-0215			■ 700ea/box ■ 48g/ea
NP-0300			■ 600ea/box ■ 47g/ea
NP-0307			■ 300ea/box ■ 94g/ea
NP-0430			■ 100ea/box ■ 170g/ea

PLASTIC ANGLES & COVERS

TYPE	SIZE	PRODUCT CODE	A	B	C	WEIGHT
L TYPE		PA-2350T3	30	50	T3	340g/m
		PA-2890T3	80	90		723g/m
		PA-2550T4	50	50		586g/m
		PA-2575T4	50	75		706g/m
		PA-2510T4	50	100	T4	833g/m
		PA-2515T4	50	150		1,180g/m
T TYPE		PA-2520T4	50	200		1,430g/m
		PA-3510T3	50	100	T3	793g/m
		PA-31550T4	150	50	T4	1,121g/m
PIPE COVER (IV, GR)		PA-4028A (OLD:PA-4028T3)	-	-	T3	223g/m
		PA-4028B	-	-	T2.5	280g/m
		CD-3000T	-	-	-	158g/m
PIPE FLAT COVER		CD-3000B	-	-	-	282g/m
CABLE DUCT						

* Please contact our sales office with reference to the additional options available.

GUIDE RAILS

PA-401A	PA-402B	PA-412B	PA-403C	PA-404D	PA-405E
GUIDE RAIL TYPE-A	GUIDE RAIL TYPE-B	GUIDE RAIL TYPE-G	GUIDE RAIL TYPE-C	GUIDE RAIL TYPE-D	SLIDE GUIDE RAIL ALUMINUM
619g/M	740g/M	906g/M	640g/M	824g/M	1,688g/M
3 M (Standard)					4 M (Standard)

BOARDS, SHEETS



PROTECTION HOSES

CLASSIFICATION				
ITEM	Yarned Thread Hose	Transparent Hose	ATILON Hose	Foam Hose (9T/19T)
NAME	편사호스	투명호스	아티론 호스	발포고무 호스
REMARK	PVC	PVC	ATILON	RUBBER(soft)
PRODUCT CODE	TH-0001	TH-0002	TH-0003	TH-0005
STANDARD SPEC	45M/roll	45M/roll	4M/ea	2M/ea

*Please contact our sales office with reference to the additional options available.

BOARDS & SHEETS SPECIFICATION

ITEM(구분)		SIZE	THICKNESS	COLOR	CHARACTERISTICS(특성)	PRODUCT CODE	
BOARDS (판지)	PLASTIC	PP BOARD (PP)	1200*2400	t5, t7	WHITE	Chemical Resistance (내화학성) Oil Resistant (내유성)	PP-051224 PP-071224
		Poly Vinyl Acetate (PVC)	1200*2400	t5, t7	IVORY GREEN	Smooth Skin (매끈한 외피) Incombustibility (난연성) Insulation (절연성)	PV-051224 PV-071224
		Plastic Corrugated Sheet (DANPLA)	1500*2000	t5, t9	IVORY, GREEN, BLACK, BLUE	Light weight (경량) Various colors (다양한색상)	DP-051520 DP-091520
		Fomax (포맥스)	1200*2400	t5, t8	BLUE WHITE	Light weight (경량) Easy to produce (가공용이)	FM-051224 FM-081224
		Bakelite (백크라이트)	1000*1000 1000*2000	t5, t8, t12	BROWN, BLACK	High strength (고강도) Fine Insulation (미세한 절연치)	BK-051010 BK-081010
	WOOD	Poly carbonate (PC)	1200*2400	t3- t5	TRANSPARENT (투명)	Easy to produce (가공용이) High strength (고강도)	PC-031224 PC-051224
		Acryl (아크릴)	1000*2000	t3, t5, t8	TRANSPARENT (투명)		AC-051020 AC-081020
		Medium Density Fiberboard (MDF)	1200*2400	t9, t12, t15			MD-091224 MD-121224
		Particle Board (PB)	1200*2400	t15, t30		Coated wood (가구용 코팅 목재)	PB-151224 PB-301224
		Ply Wood (합판)	1200*2400	t9, t12, t15		Easy to produce (가공용이) High strength (고강도)	PW-091224 PW-121224
MATS (매트)	MAT	ESD Mat (정전MAT)	W600*10M	t2	GREEN GRAY	Adhesive / incohesive (판재상부 부착용)	EM-060010
			W900*10M				EM-090010
			W1000*10M				EM-100010
			W1200*10M				EM-120010
	General Mat (일반MAT)	W1200*30M		GREEN		GM-120030	
PROTECTION OF GOODS (제품보호재)	FABRIC	Non Woven Fabric (부직포)	W1500*100M		GRAY		NW-150100
		Suede (스웨이드)	W25*20M			Anti-scratch (스크래치 방지)	SD-W02520
			W55*20M				SD-W05520
			W1400*10M				SD-W14010
FOAMS (폼)	SPONGE	Ethylene Vinyl Acetate (EVA)				Anti-scratch (스크래치 방지) Shock absorption (충격흡수)	
		Poly Urethane (PU)					
		Ethylene Propylene Diene Monomer (EPDM)					
		Board (1500, 2000) (영보드)					
		Poly Ethylene (PE)					
		Chloroprene Rubber (CR)					

*Please contact our sales office with reference to the additional options available.

CASTERS

1. LIGHT DUTY CASTERS
2. MEDIUM DUTY CASTERS
3. CUSHION CASTERS
4. GRIP RING TYPE CASTERS



CASTERS

SPECIFICATIONS

BOLT TYPE

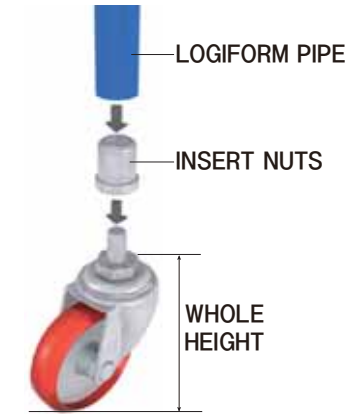
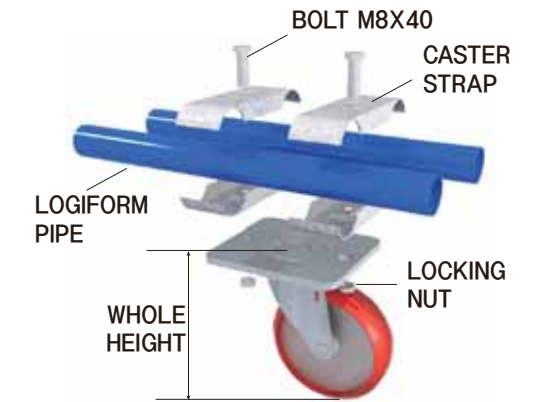
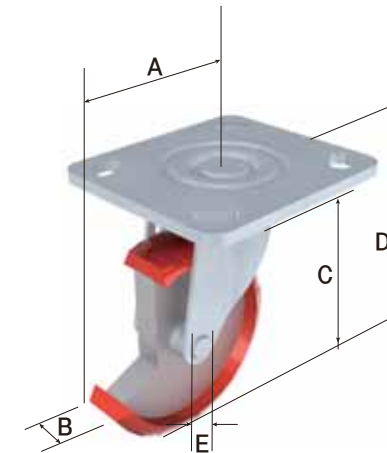


PLATE TYPE



DIMENSION



A	B	C	D	E
SWIVEL	WIDTH	DIAMETER	HEIGHT	Offset

DIVISION



하중에 따른 캐스터 선정 방법

$$S = (W + A) / (n - 1)$$

(S: 안전 허용 하중(kgf), W: 운송 장비 중량(kg), A: 추가 적재 하중(kg), n: 부착된 캐스터 수량(pcs))









- 본 계산식은 일반적인 평탄한 노면상태에서 사용하는 것을 전제로 합니다.
- 캐스터에 충격을 줄 수 있는 요철과 문턱등 사용조건에서는 허용하중이 급격하게 감소하므로 사용을 제한해야 합니다.
- 안전 허용 하중에 적합하지 않은 캐스터를 사용하면 제품 결함 및 신체상 상해의 원인이 될 수 있습니다.

$$S = (W + A) / (n - 1)$$

(S: Safe load(kgf), W: Weight of mobile structure(kg), A: Weight of load(kg), n: Number of caster(pcs))











- This calculation is subject to use on flat floor.
- Be aware that bumpy road can affect load capacity.
- You must follow recommended load capacity.

LIGHT DUTY CASTERS (BOLT TYPE)

IMAGE	PRODUCT CODE	OPTION	 SIZE "A"					WHEEL	BEARING	PRODUCT WEIGHT kg	Q' TY/BOX	
			inch (mm)	inch (mm)	mm	mm	kg (max)					
	CT-702S	SWIVEL	2"	1/2	20	44	72	35	PLY	Plain	0.16	160
	CT-702B	SWIVEL-BRK									0.16	
	CT-703S	SWIVEL	3"	5/8	32	73	108	100	PLY	Ball	0.69	32
	CT-704S		4"	5/8	32	89	133	105	PLY	Ball	0.79	24
	CT-703B	SWIVEL-BRK	3"	5/8	32	73	108	100	PLY	Ball	0.75	32
	CT-704B		4"	5/8	32	89	133	105	PLY	Ball	0.89	24











■ WHEEL = PLY : Polyurethane Tread / Plastic Center Wheels
 ■ BEARING = PLAIN / BALL : Wheel bearing type

LIGHT DUTY CASTERS (PLATE TYPE)

IMAGE	PRODUCT CODE	OPTION	 SIZE "A"							WHEEL	BEARING	PRODUCT WEIGHT kg	Q' TY/BOX		
			inch (mm)	inch (mm)	mm	mm	kg (max)	mm	mm						
	CT-713RL	RIGID	3"	32	X	104	100	95x64	76 to 73x45	PLY	Ball	0.54	32		
	CT-714RL		4"	32								129	105	0.83	24
	CT-715RL		5"	32								156	115	0.74	20
	CT-713SL	SWIVEL	3"	32	73	104	100	95x64	76 to 73x45	PLY	Ball	0.83	32		
	CT-714SL		4"	32	89	129	105					0.94	24		
	CT-715SL		5"	32	101	156	115					1.03	20		
	CT-713BL	SWIVEL-BRK	3"	32	73	104	100	95x64	76 to 73x45	PLY	Ball	0.88	32		
	CT-714BL		4"	32	89	129	105					1.03	24		
	CT-715BL		5"	32	101	156	115					1.12	20		











■ WHEEL = PLY : Polyurethane Tread / Plastic Center Wheels
 ■ BEARING = BALL : Wheel bearing type
 *Please contact our sales office with reference to the additional options available.

LIGHT DUTY CASTERS (ESD TYPE) ⚡

IMAGE	PRODUCT CODE	OPTION	 SIZE "A"							WHEEL	BEARING	PRODUCT WEIGHT kg	Q' TY/BOX		
			inch (mm)	inch (mm)	mm	mm	kg (max)	mm	mm						
	CT-713RE	RIGID	3"	32	X	104	56	95x64	76 to 73x45	SR(ESD)	Ball	0.58	32		
	CT-714RE		4"	32								129	75	0.88	24
	CT-715RE		5"	32								156	80	1.17	20
	CT-713SE	SWIVEL	3"	32	73	104	56	95x64	76 to 73x45	SR(ESD)	Ball	0.87	32		
	CT-714SE		4"	32	89	129	75					1.05	24		
	CT-715SE		5"	32	101	156	80					1.24	20		
	CT-713BE	SWIVEL-BRK	3"	32	73	104	56	95x64	76 to 73x45	SR(ESD)	Ball	0.93	32		
	CT-714BE		4"	32	89	129	75					1.32	24		
	CT-715BE		5"	32	101	156	80					1.72	20		

■ WHEEL = SR : Soft Rubber Wheels
 ■ BEARING = BALL : Wheel bearing type











MEDIUM DUTY CASTERS-LOW (PLATE TYPE)

IMAGE	PRODUCT CODE	OPTION	 SIZE "A"							WHEEL	BEARING	PRODUCT WEIGHT kg	Q' TY/BOX		
			inch (mm)	inch (mm)	mm	mm	kg (max)	mm	mm						
	CT-714RH	RIGID	4"	38	X	137	200	114x102	92~76x76~66	PU	ROLLER #001	1.72	10		
	CT-715RH		5"	40								165	250	2.15	10
	CT-716RH		6"	44								190	270	2.63	8
	CT-714SH	SWIVEL	4"	38	82	137	200	114x102	92~76x76~66	PU	ROLLER #001	1.85	10		
	CT-715SH		5"	40	90	165	250					2.58	10		
	CT-716SH		6"	44	108	190	270					2.94	8		
	CT-714BH	SWIVEL-BRK	4"	38	82	137	200	114x102	92~76x76~66	PU	ROLLER #001	1.85	10		
	CT-715BH		5"	40	90	165	250					2.77	10		
	CT-716BH		6"	44	108	190	270					3.14	8		

■ WHEEL = PU : Polyurethane









*Please contact our sales office with reference to the additional options available.

MEDIUM DUTY CASTERS-HIGH (PLATE TYPE)

IMAGE	PRODUCT CODE	OPTION	 inch(mm)	 inch(mm)	 mm	 mm	 kg(max)	 mm	 mm	WHEEL	BEARING	PRODUCT WEIGHT kg	Q' TY/BOX
	CT-714RW	RIGID	4"	48		141	320	114 x 102	92~76 x 76 ~66	PU	Ball	1.89	10
	CT-715RW		5"	48	X	165	340			PU	Ball	2.09	10
	CT-716RW		6"	48		190	360			PU	Ball	2.58	8
	CT-714SW	SWIVEL	4"	48	76	141	320	114 x 102	92~76 x 76 ~66	PU	Ball	2.27	10
	CT-715SW		5"	48	90	165	340			PU	Ball	2.51	10
	CT-716SW		6"	48	108	190	360			PU	Ball	3.1	8
	CT-714BW	SWIVEL-BRK	4"	48	76	141	320	114 x 102	92~76 x 76 ~66	PU	Ball	2.42	8
	CT-715BW		5"	48	90	165	340			PU	Ball	2.66	8
	CT-716BW		6"	48	108	190	360			PU	Ball	3.21	6











■ WHEEL = PU : Polyurethane

CUSHION CASTERS (PLATE TYPE)

IMAGE	PRODUCT CODE	OPTION	 inch(mm)	 inch(mm)	 mm	 mm	 kg(max)	 mm	 mm	WHEEL	BEARING	PRODUCT WEIGHT kg	Q' TY/BOX		
	CT-726RC (PC)	RIGID										5.146			
			CT-726SC (PC)	SWIVEL	6"	48	128	203	360kg	160*115	129*72.5	Poly Urethane	Ball	5.876	4ea/box
					CT-726BC (PC)	SWIVEL-BRK									6.178








*Please contact our sales office with reference to the additional options available.

HIGH POLYURETHANE CASTERS (PLATE TYPE)

IMAGE	PRODUCT CODE	OPTION	 inch(mm)	 inch(mm)	 mm	 mm	 kg(max)	 mm	 mm	WHEEL	BEARING	PRODUCT WEIGHT kg	Q' TY/BOX
	CT-713RP	RIGID	3"	32		104	56	95 x 64	76 to 73 x 45	HPU H.P.U / Plastic	Ball	0.45	32
	CT-714RP		4"	32	X	129	75				Ball	0.55	24
	CT-715RP		5"	32		156	80				Ball	0.66	20
	CT-713SP	SWIVEL	3"	32	78	104	56	95 x 64	76 to 73 x 45	HPU H.P.U / Plastic	Ball	0.74	32
	CT-714SP		4"	32	89	129	75				Ball	0.84	24
	CT-715SP		5"	32	101	156	80				Ball	0.97	20
	CT-713BP	SWIVEL-BRK	3"	32	78	104	56	95 x 64	76 to 73 x 45	HPU H.P.U / Plastic	Ball	0.80	32
	CT-714BP		4"	32	89	129	75				Ball	0.93	24
	CT-715BP		5"	32	101	156	80				Ball	1.06	20







■ WHEEL = HPU : High Polyurethane

HIGH POLYURETHANE CASTERS (BOLT TYPE)

IMAGE	PRODUCT CODE	OPTION	 inch(mm)	SIZE "A" inch	 inch(mm)	 mm	 mm	 kg(max)	WHEEL	BEARING	PRODUCT WEIGHT kg	Q' TY/BOX
	CT-703SP	SWIVEL	3"	5/8	32	78	104	56	HPU H.P.U / Plastic	Ball	0.62	32
	CT-704SP		4"	5/8	32	89	129	75		Ball	0.75	24
	CT-705SP		5"	5/8	32	101	156	80		Ball	0.88	20
	CT-703BP	SWIVEL-BRK	3"	5/8	32	78	104	56	HPU H.P.U / Plastic	Ball	0.68	32
	CT-704BP		4"	5/8	32	89	129	75		Ball	0.84	24
	CT-705BP		5"	5/8	32	101	156	80		Ball	0.96	20









■ WHEEL = HPU : High Polyurethane

BALL CASTER

IMAGE	PRODUCT CODE	OPTION	 inch(mm)	SIZE "A" inch	 inch(mm)	 mm	 mm	 kg(max)	WHEEL	BEARING	PRODUCT WEIGHT kg	Q' TY/BOX
	BC-701S	SWIVEL	1"					20				

*Please contact our sales office with reference to the additional options available.

NEW GRIP RING TYPE CASTERS


IMAGE	PRODUCT CODE	OPTION	 inch(mm)	 inch(mm)	 mm	 mm	 kg(max)	threaded specification	WHEEL	BEARING	PRODUCT WEIGHT kg	QTY/BOX
	CT-703RR	RIGID	3"	32	x	100	75	Ø11x38mm	PU	Plain	0.44	40
	CT-703SR	SWIVEL	3"	32	70	100	75	Ø11x38mm	PU	Plain	0.5	40
	CT-703BR	SWIVEL-BRK	3"	32	70	100	75	Ø11x38mm	PU	Plain	0.56	40

■ WHEEL = PU : Polyurethane

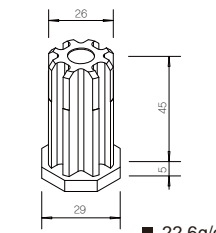
NEW INSERT FOR GRIP RING TYPE CASTER

CI-1109SP

SUS PIPE 26 x T0.9




CASTER INSERT



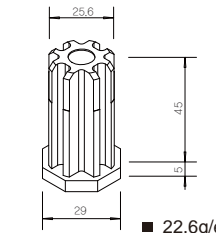
■ 22.6g/ea

CI-1111SP

SUS PIPE 25.6 x T1.1




CASTER INSERT



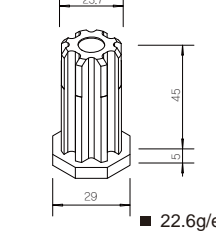
■ 22.6g/ea

CI-1110LP


COATING PIPE 23.7 x T1



CASTER INSERT



■ 22.6g/ea



캐스터 취급 설명서

사용 전에 본 취급설명서를 잘 읽으신 후 바르게 사용에 주십시오. 읽으신 후에는 소중히 보관해 주시고 취급상 의문사항이나 결함이 생겼을 경우에 유용하게 활용하여 주십시오.

※ 중간 판매자와 완성품업자는 본 취급설명서의 전체 내용을 숙지하여 판매 시에 전달교육을 실시 해야 합니다.

경고 - 캐스터를 부착하고 사용하기 전에, 부착자와 사용자는 우발적인 사고 및 위험과 재해를 피하기 위하여 본 취급설명서에 기재된 안전수칙과 제품정보를 주의깊게 읽으시기 바라며, 이러한 안전수칙은 반드시 준수되어야 합니다

<표> 경고 및 주의 사항

	캐스터 축에 대한 수직 부착		화학약품 접촉 금지		예리한 이물질 접촉금지
	초과하중 금지		발 상에 위험		속도제한(4km/h)
	부적당한 바닥 사용제한		이동방향에 대한 직선 부착		연속이동제한(2시간이내)
	특수 온도 금지		충격 낙하 금지		
	브레이크 작동 후 이동금지		측면하중 작용금지		

▶ 사용자는 경고 및 주의기호를 준수하여야 합니다.

주의 사항

- 미리 설계된 위치에 정확하고 안전하게 부착되어야 합니다.
- 부착 되어지는 위치는 충분한 강도와 재질을 가져야 합니다.
- 부착 작업 때문에 캐스터와 바퀴가 해로운 영향을 받아서는 안됩니다.
- 회전형 캐스터는 회전축이 수직으로 되도록 부착해야 합니다.
- 고정 캐스터는 바퀴축이 이동방향에 대하여 직선이 되도록 부착해야 합니다. 만일에 회전형 캐스터만 부착할 경우에도 같은 방법으로 사용해야 합니다.
- 회전형 캐스터와 고정형 캐스터를 공동으로 부착한다면 제조사가 카타로그에 수록된 제품규격에 맞도록 사용해야 합니다.
- 캐스터 완제품 사양에서 조립품과 구성부품을 변경하거나 개조하지 말아야 합니다.

특수한 사용환경에 따른 캐스터 사양 : 제품에 부식이 발생할 수 있는 실외환경이나 바닷가에서 사용할 때에는 특수하게 제작된 캐스터를 사용해야 합니다.

5°C이하와 30°C이상인 온도에서 사용할 때에는 온도의 하한치와 상한치를 벗어나는 영향으로 허용하중이 감소하기 때문에 특수하게 제작된 캐스터를 사용해야 합니다.

제품 점검 : 캐스터는 사용조건에 따라서 규칙적으로 아래 사항들을 점검해야 합니다.

- ▶ 축과 회전부위에 다시 그리스를 공급하고 이물질들을 제거 합니다.
- ▶ 분리가 가능한 연결장치들을 다시 조여야 합니다.
- ▶ 캐스터의 기능을 점검하여 기능장애를 일으키는 제품과 부품은 즉시 교체하여야 합니다.

준수 사항 : 중간판매자는 이 취급설명서에 주의하여야 하며 필요에 따라 공급자로부터 제품정보를 요구하고 완성품업자에게 전달하여야 할 의무가 있습니다.

- ▶ 완성품업자들은 이 취급설명서에 주의하여야 하며 필요에 따라 제품정보를 요구하고 사용자에게 전달하여야 할 의무가 있습니다.

사용 환경 : 노면환경 - 일반적으로 연질의 노면인 경우에는 경질의 바퀴를, 경질의 바닥인 경우에는 연질의 바퀴를 사용하는 것이 좋습니다.

그러나 사용장비에 진동과 소음을 줄이고 바닥을 보호하기 위해서 고탄성의 연질바퀴를 사용하는 것이 좋습니다. 단, 사용하중이 무겁기 때문에 기동할 때 저항력이 많이 발생하여 장비를 움직이기가 어렵다면 경질의 바퀴를 사용하여야 합니다.

브레이크의 제동력을 유지하기 위해서 노면의 바퀴와 마찰계수를 비교하여야 합니다. 만약 노면의 마찰계수가 바퀴의 마찰계수보다 작을 경우에는 브레이크를 작동하여도 경사지에서 바퀴가 미끄러지는 현상이 발생합니다. (바퀴의 마찰계수 비교)

본 취급설명서의 내용을 당사의 허가 없이 무단 전재, 복사, 유포해서는 안되며, 본 취급설명서의 소유권은 HBL INC.에 있습니다.

캐스터 취급 설명서

부식 환경 : 사용환경이 식당이나 실외, 바닷가 등 수분 또는 염분이 많이 발생하는 환경에서는 몸체의 부식과 회전부분의 그리스 유실 등으로 수명이 감소합니다. 당사 제품은 철강부품을 아연도금과 크롬도금 등으로 표면처리 하여 제조하고 있습니다. / 그러나 특이 가혹한 환경에서는 스테인레스 강으로 제조된 녹방지 캐스터와 내수성능을 가지고 있는 그리스로 제조된 캐스터로 특수 제작을 해야 합니다.

온도 환경 : 오븐과 스팀실같이 높은 온도나 냉동실의 낮은 온도인 환경에서 사용한다면, 특수온도의 영향으로 바퀴의 강도가 급격하게 감소되고 회전부분에 도포된 그리스가 기능을 할 수 없게 됩니다. / 이와 같은 특수한 온도 환경에서는 당사와 사전에 협의하여 적절한 바퀴와 그리스를 선정해야 합니다.

기름과 화학약품 : 기름이나 화학약품에 노출되어 사용하는 환경이라면, 바퀴와 몸체가 쉽게 노화되어 수명이 감소합니다. 이와 같은 기름과 화학약품에 충분히 견딜 수 있는 바퀴와 몸체를 선정해야 합니다.

폐기시의 주의사항 : 캐스터를 폐기할 경우에는 본체와 바퀴를 분리한 후 폐기물 관리법에 따라 폐기하십시오. 일반쓰레기와 같이 버리면 환경오염 등 공해를 유발하게 됩니다.

정기 점검 사항 : ① 캐스터의 정기점검은 아래와 같은 사항들을 최소 3개월 단위로 점검해야 합니다. ② 캐스터의 회전기능을 점검 합니다. ③ 캐스터의 브레이크 작동상태를 점검합니다. ④ 캐스터에 묻은 이물질 제거합니다. ⑤ 바퀴의 구름성능을 점검합니다. ⑥ 캐스터의 회전부분의 그리스 상태를 점검합니다.

바퀴성능 ※ A:양호 B:사용가능 C:사용불가능

품 명	재 질	내유성	내산성	내알카리성	내오존성	반발탄성
SR Tread (ESD)	Solid Rubber (ESD)	C	C	B	C	B
P.U Tread	PolyUrethane	A	C	A	A	B

본 취급설명서의 내용을 당사의 허가 없이 무단 전재, 복사, 유포해서는 안되며, 본 취급설명서의 소유권은 HBL INC.에 있습니다.

MANUAL FOR CASTER

Before using caster, please read this manual carefully to use it properly. And keep it at suitable place for your referring whenever you have questions and it needs repairing

※ Wholesaler of the product and/or supplier of assembled device should keep this manual in mind to explain its specifications in detail to customers and end users.

Warning – Before using caster-assembled device, both assembler and end user should read this manual very carefully to avoid unforeseen accidents and dangers. The safety cautions should be strictly respected and followed.

<TABLE> WARNINGS AND CAUTIONS

	Assemble caster at right angle vertically		No contamination from chemical materials		Sharp tools should not be used
	No overload allowed.		Be careful to prevent dangers on foot		Keep speed limit (4km/h)
	Use it on proper ground condition only		Parallel assembling to moving direction		Limit longer and continuous moving
	No excessive ambient temperature influence		No physical shock to caster and inadvertent falling		
	No moving while braking		No additional load influence from sides		

▶ USERS SHOULD STRICTLY FOLLOW WARNING AND CAUTION SIGNS.

CAUTIONS

IT SHOULD BE ASSEMBLED ON PRE-DESIGNED POSITION IN PRECISE AND SAFE MANNER.

- ① The suitable base board and base position to be assembled should have enough strength to stand load.
- ② Connecting work to base board should not give bad influence on caster moving.
- ③ Revolving caster should be assembled at right angle of axis vertically.
- ④ Fixed caster should be assembled in parallel with moving direction. In case assembling revolving caster only, it should be assembled in same manner.
- ⑤ For assorted assembling of revolving and fixed caster, please refer to specifications of caster to find right and suitable assortment from supplier catalog.

▶ DO NOT CHANGE COMPONENTS FROM CASTER SPECIFICATIONS.

CASTER SPECIFICATIONS FOR PARTICULAR CONDITIONS : For use at corrosive, outdoor environments or seashore, specially designed casters should be used. / Caster operating temperature range is FROM 5°C TO 30°C. Under excessive temperature beyond above range, its allowed load may lower than the specification. In this case, specially made casters should be used.

REGULAR INSPECTION : Casters should be inspected and tested regularly on following points..

- ▶ Feed grease on axis and revolving parts as well and remove foreign materials from caster.
- ▶ Fasten loosened connecting parts to base board. .
- ▶ Check caster to find its proper workability in order to replace improper components immediately.

MANUAL FOR CASTER

ATTENTION : Wholesalers should keep the content of the Manual in mind. And if necessary, request supplier for proper information about the product so as to give right information to assemblers and customers. It is a duty of assemblers to give particular attention to the Manual and request supplier for proper information in order to pass it to end users.

OPERATING CONDITIONS - ► GROUND SURFACE CONDITION : Generally, it is recommended to use HARD TYPE WHEELS on SOFT GROUND SURFACE, while SOFT TYPE WHEELS on HARD SURFACE. / However, it is advisable to use HIGH ELASTIC SOFT WHEELS to minimize noise and vibration, also to protect ground surface. But, HARD TYPE WHEELS should be used when working load is very heavy with much resistance while moving. / To keep controllability of brake, we should compare coefficient of friction of wheel to that of ground surface. In case, ground surface coefficient of friction is smaller than that of wheels, slippery happens on slope ground even with braking.

(COMPARISON OF CASTER COEFFICIENT OF FRICTION)

CORROSIVE ENVIRONMENT : Under corrosive environments such as restaurants or outdoor, seashore, castor lifetime is reduced due to corrosion and loss of grease from revolving components. / Our products with steel components are ZINC galvanized and CHROME PLATED etc. / However, for severe and extreme environmental conditions, stainless anti-rust casters with water resistance grease should be used.

AMBIENT TEMPERATURE : Under higher temperature where places with oven or steaming machine, or under lower temperature where equipped with refrigerators, caster strength is drastically reduced while grease on revolving parts is not properly working. / Under aforementioned environment, suitable wheels and grease as well should be selected through discussion between supplier and end users.

OILS AND CHEMICAL MATERIALS : Lifetime of wheels and body is very much reduced by oils and chemical materials. / It is recommended to select suitable wheels and body to resist such adverse influences.

CAUTIONS WHILE SCRAPPING : For scrapping caster, disassemble wheel from body to dispose respectively according to relevant laws and regulations. / If disposing them with general wastes without disassembling, it makes soil contamination and pollution consequently.

CHECK REGULAR POINTS : Following checkpoints should be inspected regularly at least at 3 month interval. / CHECK CASTER REVOLVING FUNCTION. / CHECK CASTER BRAKING WORKABILITY. / REMOVE FOREIGN MATERIALS FROM CASTER COMPONENTS. /CHECK WHEEL WORKABILITY. / CHECK GREASE ON REVOLVING PARTS

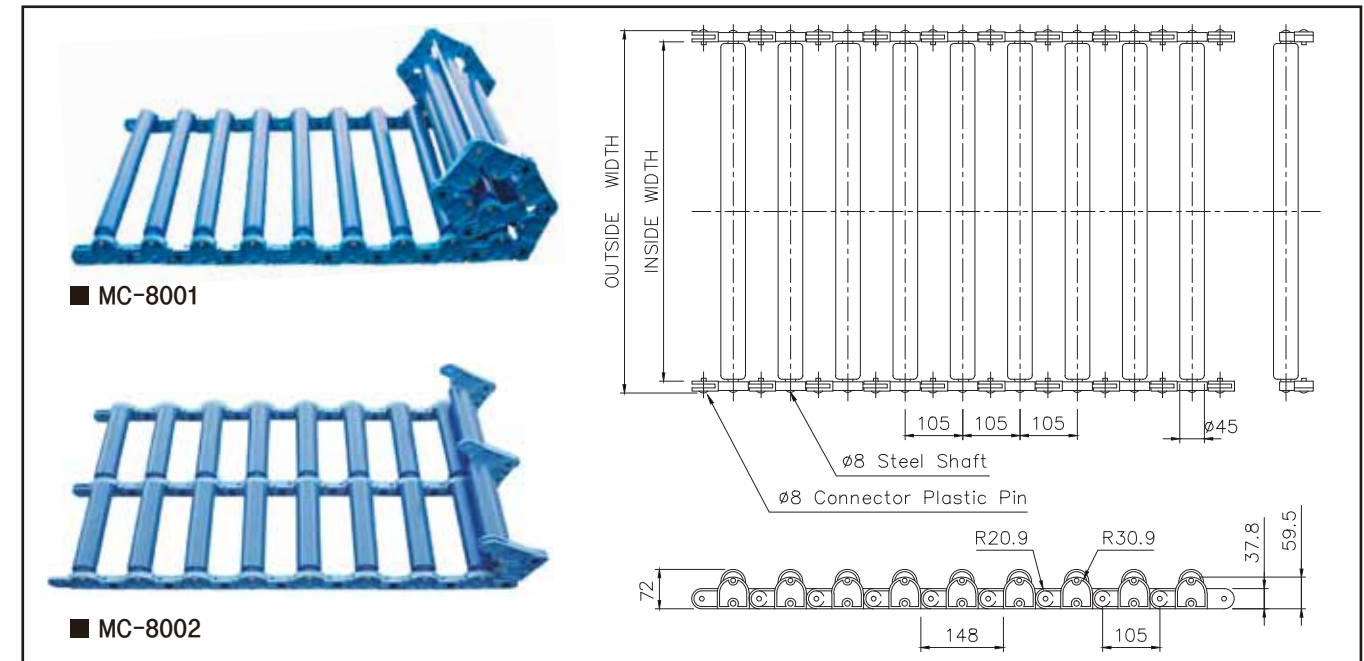
WHEEL PERFORMANCE ※ A:Favorable B:Usable C:Unusable

Classification	Material	Oil resistance	Acid resistance	tolerant Alkaline	Ozone resistance	Rebound resilience
SR Tread (ESD)	Solid Rubber (ESD)	C	C	B	C	B
P,U Tread	PolyUrethane	A	C	A	A	B

Unauthorized copying and publication of this Manual, all or a part of it, without our consent is strictly prohibited. And we, HBL INC., reserve the copyright of this Manual.

MAT CONVEYORS


MAT CONVEYORS




PRODUCT CODE	LOAD (kg/m)	WIDTH(mm)		HEIGHT	PITCH (mm)	WEIGHT (kg/m)
		INSIDE	OUTSIDE(mm)			
MC-8001(single)	200	455	497	75	105	5.4
MC-8002(double)	400	455	497	75	105	6.8

- MAT COMAT CONVEYOR SERIES are made with durable industrial ABS resin rollers.
- MAT CONVEYOR SERIES are lighter than steel roller conveyors. They are ideally suited for rapid deployment and for temporary handling requirement.
- MAT CONVEYOR SERIES are extremely portable due to the light weight and easily folded and unfolded anywhere they are needed.
- MAT CONVEYOR SERIES can be produced as per your requirements by specifying the length and width.

- 매트 컨베어 시리즈는 견고한 ABS엔지니어링 수지로 만들어 졌습니다.
- 매트 컨베어 시리즈는 철재 컨베어보다 아주 가벼우며, 별도의 장비가 없더라도 긴급한 운반이나 임시 운반에 아주 이상적입니다.
- 매트 컨베어 시리즈는 휴대하기 좋으며 쉽게 어떠한 장소에서도 연결 및 분리 할 수 있습니다.
- 매트 컨베어 시리즈는 당신이 원하는 대로 만들 수 있습니다. 폭과 길이를 마음대로 조절할 수 있습니다.



TECHNICAL SPECIFICATIONS



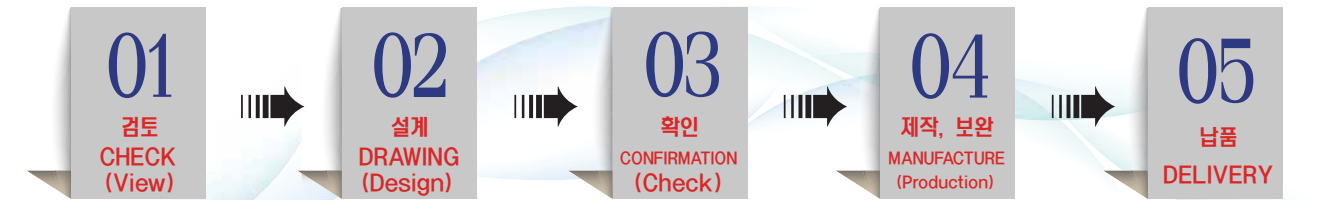
1. WORK FLOW
2. STRUCTURE BREAKDOWN
3. PROPORTIONAL MARGIN LOAD OF PIPES

TECHNICAL SPECIFICATIONS

WORK FLOW

In order to manufacture and deliver transport trolleys, workstations and flow racks as per requirements, it is necessary to follow the sequence of operations listed below.

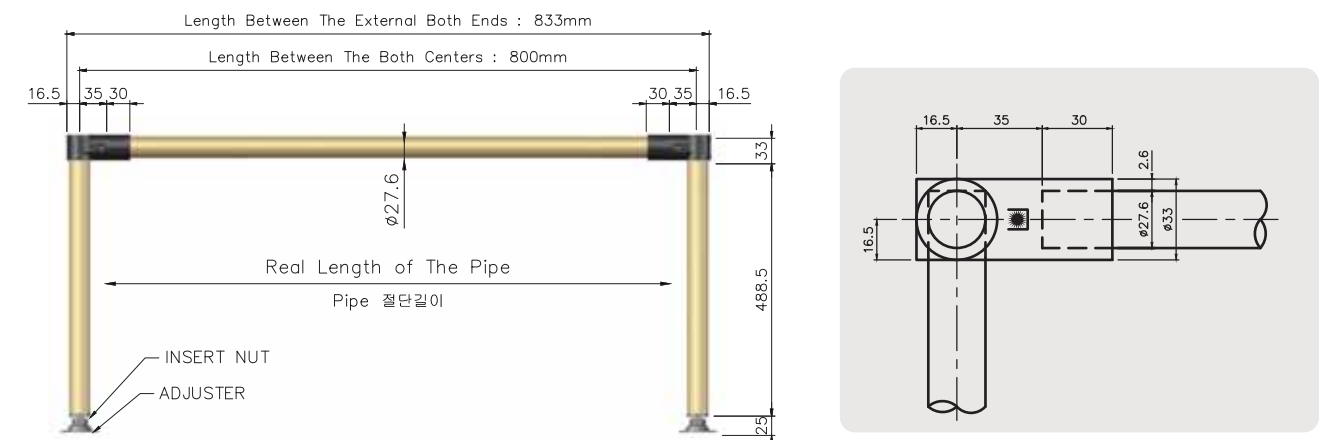
PIPE와 JOINT를 사용하여 대차, 적치대, 슬라이딩랙 등을 제작하는 경우, 그 목적 및 구상대로 제작하려면 다음의 순서와 체크가 필요합니다.



CALCULATION METHOD OF PIPE LENGTH

How to calculate the length of a pipe is illustrated below. The following points have to be taken into consideration, the length of pipe to be inserted into the joint and the distance between joint centers. Based on this information the length of the pipe can be calculated.

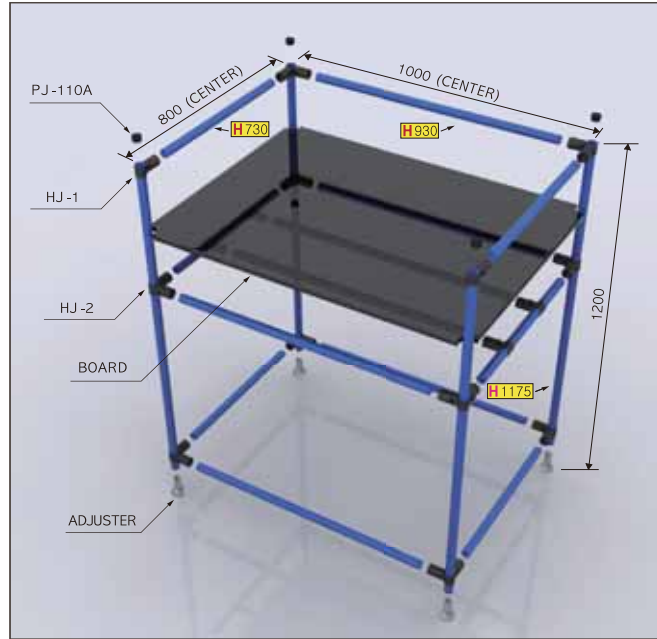
구조물의 파이프의 길이 계산방법은 조인트와 파이프 삽입공간을 고려하여 아래의 그림과 공식에 따라 계산합니다. 기준은 중심과 중심까지의 길이이고 이 기준으로 파이프의 길이를 계산합니다.



Horizontal	800	- Length between the both centers	- 중심에서 중심까지의 길이
Calculating	-70	- Total length between each end of the	- 파이프 끝에서 조인트 중심까지의 길이
The Lengths	730	- Pipe and each center of joint(35mm×2)	- 파이프 절단 길이
(수직길이계산)	730	- The practical length of the pipe to be cutter	

Vertical	530	- Length between the both centers	- 바닥에서 상측 중심까지 길이
Calculating	-25	- Length between the end of pipe and the end of adjust	- 아저스타 높이 (부싱포함)
The Lengths	505	- Length between the center and the surface of joint	- 파이프 중심에서 조인트 상부
(수직길이계산)	522	- The practical length of the pipe to be cutted	- 파이프 절단길이

STRUCTURE BREAKDOWN



01 The drawing shown indicates the pipe length and the arrangement of the selected joints.

02 Size of the structure :
800(Width) x 1000(Length) x 1200(Height)
("H" represents the actual length of pipe)

STRENGTH

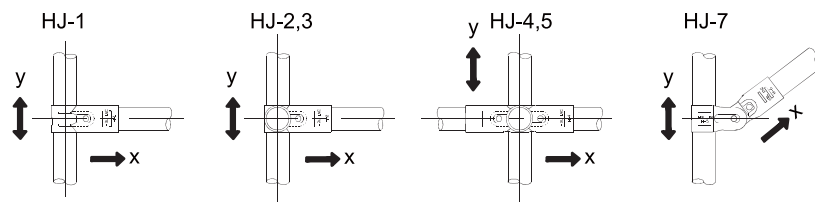
PIPES & JOINTS

Like other material such as steel, aluminium and steel pipe, the strength of a LOGIFORM structure depends on the design and manufacturing techniques used. When producing structures using LOGIFORM pipes it is critical that the correct design and material selection has been undertaken to ensure the construction of safe equipment that meets all designed requirements.

파이프 & 조인트는 다른 재료(스틸, 스테인레스, 알루미늄)등과 같은 파이프와 조인트의 연결법에 의해서 강도가 달라집니다.
파이프 & 조인트로 구조물을 제작하는 경우 그 구조물의 사용 목적에 맞는 적절한 강도를 얻을 수 있도록 설계하고 안정성을 고려하여야 합니다.

Maximum resist strength of Joints

Maximum resist strength of LOGIFORM pipe attached with metal joints.
메탈 조인트를 로지폼 파이프에 연결하여 수직 및 수평에 인장하중을 가한 경우



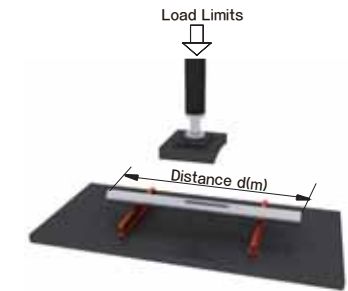
■ Test Condition (시험조건)
Test Speed (인장속도) : 5mm/min
Temperature (온도) : 23°C

Direction	COATED PIPES	STAINLESS PIPES
X	75kg	75kg
Y	85kg	85kg

TECHNICAL SPECIFICATIONS

Max. Loading capacities of pipes by thickness of steel

- Tensile Speed (인장속도) : 5mm/min
- Load Range (하중범위) : 0~2,000kgf
- Temperature (온도) : 23°C
- PIPE별 450/1000/1500/1800mm측정



모델명	규격	지판거리별 최대 하중(kgf)			
		450mm	1,000mm	1,500mm	1,800mm
LP-1100 IV	LOGIFORM 1.0T	337.5	154.4	105.3	74.9
LP-1140 IV	LOGIFORM 1.4T	558.8	223.2	150.2	117.4
LP-1200 IV	LOGIFORM 2.0T	557.9	227.0	147.0	112.8
ST-1070	SUS201 0.7T	175.8	86.9	60.6	50
ST-1100	SUS201 1.1T	405	172.9	129.6	101.8
ST-1070	SUS439 0.7T	162.2	78.7	49.9	38.8
ST-1110	SUS439 1.1T	294.7	125.5	84	71.1
SL-1100 IV	SLIPE PIPE 1.0T	377.1	162.9	109.2	83.2
AL-1150	ALUMINIUM 1.5T	231.2	99.6	67.5	53.8

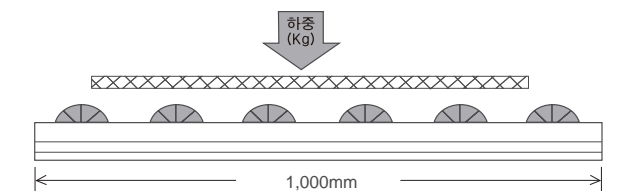
※ 상기 기술된 데이터는 제한적 테스트 환경 내에서 얻은 참조 값이므로 절대 기준을 의미하지 않습니다.
※ Above data was extracted in restrictive environment. It may be affected by any kind of environment facts.

MAXIMUM LOADING OF PLACONS

Test of Placon range Loading(플라콘 분포 하중 테스트)

TYPE	Φ	LENGTH	LOAD
40TYPE	30Φ	1,000mm	100 kgf
60TYPE	30Φ		115 kgf
60TYPE	16Φ		105 kgf
73TYPE	34Φ		215 kgf
73TYPE	18Φ		225 kgf

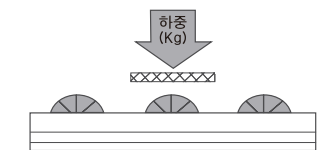
■ Test Condition (시험조건)
Tensile Speed (인장속도) : 5mm/min
Temperature (온도) : 23°C



Test of Roller Compression Loading(롤러 압축 하중 테스트)

TYPE	Φ	LOAD
40TYPE	30Φ	170 kgf
60TYPE	30Φ	240 kgf
60TYPE	16Φ	145 kgf
73TYPE	34Φ	520 kgf
73TYPE	18Φ	165 kgf

■ Test Condition (시험조건)
Temperature (온도) : 23°C



※ Limits of temperature for actual use(실사용의 온도 범위)

The temperature for actual use of ABS Resin utilized at PIPE & JOINT is limited within

-The working temperature for the ABS coated tube is between -10 and +80 degree C. Direct heat or freezing conditions should be avoided.

Pipe & Joint에 사용하고 있는 ABS수지의 실사용 온도는 -10~80°C로 되어 있어 그 범위를 넘는 곳이나 화기 옆에서의 사용은 피해 주십시오.


APPLICATIONS



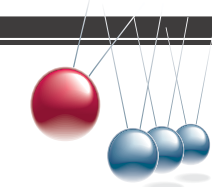
1. **Automotive industry**
2. **Electronic industry**
3. **Other industries**

APPLICATION

APPLICATIONS






POINT



- ✔ Applicable to any form of organization at an affordable cost
- ✔ Easy to assemble and easy to modify if required
- ✔ Eliminates waste in working behavior and prevents safety issues due design.
- ✔ Applicable to FIFO (first in first out) allowing for the full control of inventory.
- ✔ Work efficiency is improved thanks to the production of a purpose built working environment
- ✔ Control of inventory improved thanks to visual management of material.
- ✔ Reduced storage space required thanks to improved material management and storage space optimization.



How can minimize production waste???



LOGIFORM
efficient Lean-Manufacturing!!!



APPLICATIONS



APPLICATIONS

AUTOMOTIVE INDUSTRY



AUTOMOTIVE INDUSTRY



16. RACK FOR PAINTED PARTS



17. MOVING CART FOR DOOR LOCK



18. MOVING CART FOR AIRBAG



19. RACK FOR PAINTED TRUNK



20. MOVING CART (INSERT BOX) DOOR MODULE



21. MOVING CART FOR HEATER CASE



22. RACK FOR PAINTED BACK DOOR



23. MOVING CART FOR DOOR GLASS



24. MOVING CART FOR DOOR TRIM



25. MOVING CART FOR REAR LAMP



26. EVA O.S TROLLEY



27. ONE SIDE MOVING CART



28. MOVING CART FOR REAR LAMP




29. MOVING CART FOR BOARDS



30. MOVING CART FOR TV FRONT

ELECTRONIC INDUSTRY

APPLICATIONS



01. MAGAJIN RACK



02. MOVING RACK



03. COMBINED CART



04. MOVING CART FOR LCD PANEL



05. WORK TABLE



06. ASSEMBLING WORK TABLE FOR M.P



07. RACK FOR RAW MATERIAL



08. WORK TABLE



09. MOVING CART (L RESIN)



10. CELLLINE RACK



11. MOVING CART FOR DECK



12. MOVING CART (L RESIN)



13. TOP COVER CART



14. MOVING CART FOR LCD PANEL



15. MOVING CART FOR LCD

ELECTRONIC INDUSTRY



16. MOVING CART FOR LCD



17. MOVING CART FOR LCD



18. OPEN CART



19. DRAWER-STYLE MOVING CART



20. VERTICAL OPEN-SHUT MOVING CART



21. OPEN-SHUT CART



22. MOVING CART FOR AGING



23. ASSEMBLING LINE



24. MOVING CART FOR PREVENTING DIRT



25. MOVING CART FOR AGING



26. MOVING CART(FOR BOTTOM SASH)



27. MOVING CART FOR PCB



28. MOVING CART FOR PCB(INSET BOX)



29. MOVING CART FOR PCB(INSET BOX)



30. MOVING CART FOR LCD PANEL

OTHER INDUSTRIES



01. DRAWER-STYLE MOVING CART



02. MOVING RACK



03. OPEN CART



04. MOVING CART FOR LCD PANEL



05. WORK TABLE




06. ASSEMBLING WORK TABLE FOR M.P



07. RACK FOR RAW MATERIAL



08. WORK TABLE



09. MOVING CART FOR PCB(INSET BOX)



10. CELLLINE RACK



11. MOVING CART(FOR BOTTOM SASH)



12. MOVING CART (L RESIN)



13. TOP COVER CART



14. MOVING CART FOR LCD PANEL



15. Z MOVING CART FOR LCD

COMPANY RELATED PHOTOS



TERMS OF USE

사용상의 주의 사항

1. 제품의 운반 및 보관 이외의 용도로 사용하지 마십시오.
2. 제품에 변형을 가하지 마십시오.
제품의 물성 및 사고의 원인이 될 수 있습니다.
3. 과도한 충격을 가하지 마십시오.
4. 허용하중을 초과시 제품파손의 원인이 될 수 있습니다.
5. 제품의 규격을 표시 치수와 다소 차이가 있을 수 있습니다.
6. 제품에 이상이 있을 경우에는 즉시 사용을 중지 하십시오.
7. 타사의 제품과의 혼용을 권장하지 않습니다.
8. 적재 불량일 경우 제품 및 사고의 원인이 될 수 있습니다.
9. 급 출발, 급 정지, 급 핸들링등은 제품 파손 및 사고의 원인이 될 수 있습니다.
10. 직사광선을 피해 주십시오. 제품 변형의 원인이 될 수 있습니다.
11. 사용환경에 따라 제품수명에 차이가 발생 할 수 있습니다.

1. Use of product for any other purposes than transporting and storing goods is strictly not allowed. This may cause an unexpected accident
2. Modifying the original form of product other than cutting pipe or placon is not allowed
3. Engaging the product with an excessive level of shock may result in an inappropriate operation
4. Avoid the product or the structure to serve an overloaded duty.
5. The actual dimension of a product may not be exactly identical to the corresponding information indicated in this catalogue.
6. Stop operating the structure or product immediately if it is deemed improperly working.
7. Some or all of LOGIFORM parts and components may be compatible with products manufactured by third party. However, it is not recommended to mix our products with others when assembling a structure for safety reason.
8. An improper way of load may result in product damage and/or any engaging operators with any likely accident
9. Avoid engaging the structure with any emergency start, brake or drift for safety reason.
10. Exposure to a direct sunlight may create deformation or damage to the product.
11. A lifespan of product is subject to change depending on the condition of use

• 본 카탈로그에 수록된 제품 및 기술자료, 사양 그림 등은 출판 당시의 제품사양을 반영한 것 입니다. 카탈로그에 수록된 내용은 더 좋은 제품의 생산을 위하여 예고 없이 변경될 수 있습니다. 기록 되지 않은 사항은 당사와 협의 하시기 바랍니다.

• All the technical data, images, specification and etc. on this catalogue will probably be modified in order to improve quality of the products and service without notice. Please consult with the person in charge.